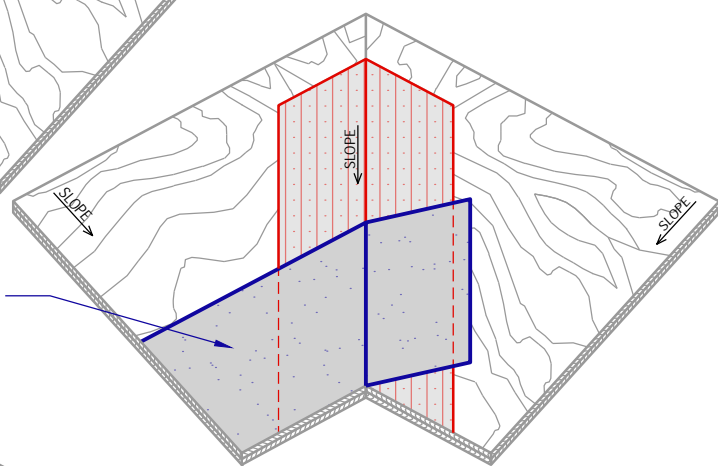
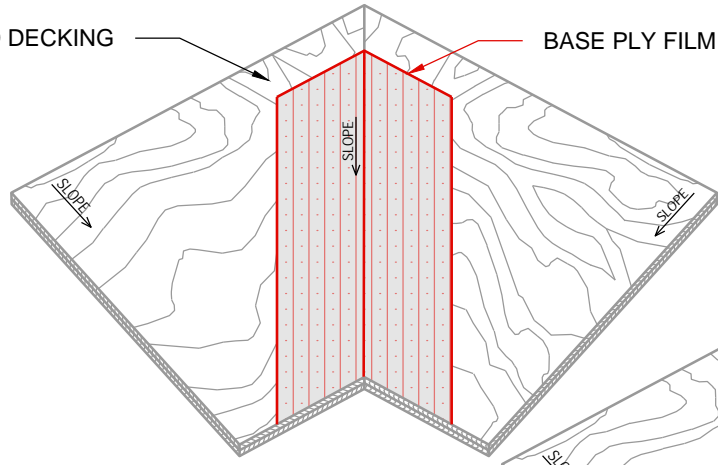


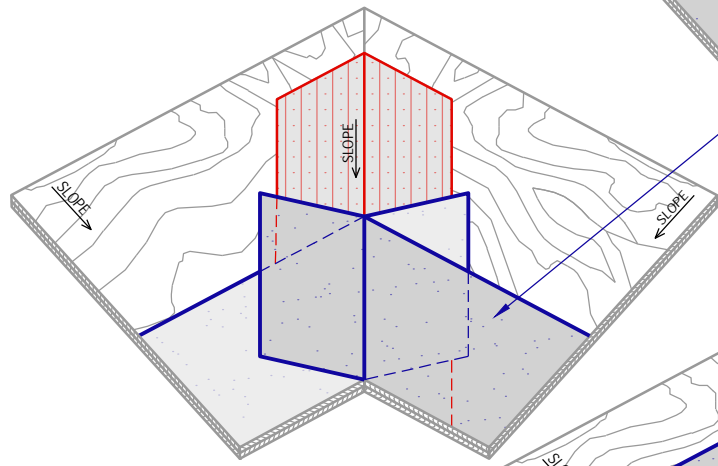
WOOD DECKING

BASE PLY FILM SURFACE

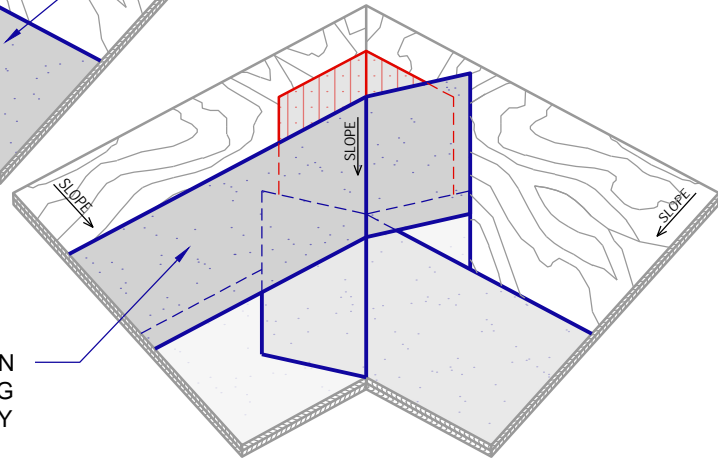


POLYSTICK UNDERLAYMENT ALIGN PARALLEL WITH RIDGE EXTENDING 12" MINIMUM PAST VALLEY

POLYSTICK UNDERLAYMENT ALIGN PARALLEL WITH RIDGE EXTENDING 12" MIN. PAST VALLEY



POLYSTICK UNDERLAYMENT ALIGN PARALLEL WITH RIDGE EXTENDING 12" MINIMUM PAST VALLEY



GENERAL NOTATIONS:

- 1. SEE POLYGLASS PG-SS-INS-01 FOR INSTALLATION NOTES PERTAINING TO STEEP SLOPE ROOF.

POLYGLASS



polyglass.us

1111 West Newport Center Drive
 Deerfield Beach, FL 33442
 Technical Service: (866) 794-9659
 technical@polyglass.com

Description:

CLOSED VALLEY DETAIL WITH WEAVED APPLICATION (TYPICAL)

NOT DRAWN TO SCALE

Number:

PG-SS-VALL-04A

Effective Date:

101824