



# POLYFORZA COPING

## FLAT

### \* NOTES

- Oil canning can occur on larger face heights and wall widths; recommend 22 Ga., .050" or .063" Aluminum for face height over 8" or wall width over 12".

- 24 Ga. and .040" Aluminum covers available for wall sizes 3.5" to 24" ONLY

- Unless otherwise noted, fabrication of miters and accessories are furnished standard utilizing a non-penetrating quicklock joint, then factory sealed watertight

- Welded accessories require a minimum material thickness of .050" Aluminum

- For non-90 miters, see separate print approval

- Product should be installed per provided installation instructions

- ANSI/SPRI/FM 4435/ES-1 test pressures up to 226 psf (Horizontal) and 391 psf (Vertical)

8" WIDE CONCEALED SPLICE PLATE WITH FACTORY APPLIED DUAL NON-CURING SEALANT STRIPS AT EACH JOINT

COPING COVER (12'-0" LENGTHS)

12" WIDE 20 GALV. ANCHOR CLIPS SPACING DETERMINED BY MANUFACTURER

INSIDE FACE  
MIN. 2 1/4"  
MAX. 12"  
MAX (TESTED) 4"

OUTSIDE FACE  
MIN. 3"  
MAX. 12"  
MAX (TESTED) 12"

ROOF MEMBRANE (BY OTHERS)

ALL FASTENERS PROVIDED

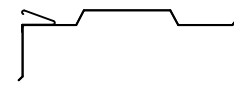
15/16"

5/8"

ACTUAL WALL SIZE  
MIN. 3 1/2"  
MAX. 39 7/8"  
MAX. (TESTED) 16"

ANCHOR CLIP PROFILE ON WALLS GREATER THAT 14"

3/8" SPACE PROVIDED FOR WALL VARIATIONS



### APPROVALS\*

**ANSI/SPRI/FM 4435/ES-1**  
Test Pressures listed in notes



### MATERIAL\*

- 24 Ga. Galv. Steel
- 22 Ga. Galv. Steel
- .040" Aluminum
- .050" Aluminum
- .063" Aluminum
- OTHER:

Color:

Finish:

Substrate: (For Top Fasteners)

- Wood
  - Masonry
  - Metal
- if substrate is not given, wood fasteners will be provided.

### PROJECT INFO

Project Name:

Architect:

Roofing Contractor:

**Project Type:**

By selecting this box you have verified and confirmed that dimensions, sizes, and quantities are correct. All products will be installed in strict accordance with printed instructions.

SHT#  1  of  2

DATE:  05/20/22

Date:

**Polyglass USA, Inc.**

1111 W. Newport Center Dr.  
Deerfield Beach, FL 33442  
Customer Service: 800-222-9782  
Technical Service: 866-794-9659

DRN BY:  JJC

CKD BY:  MM

DWG #:  45011-17232

REV:  A

### QUANTITIES

Lineal Feet (12'-0" Lengths)

Outside Miter (90°)

Inside Miter (90°)

Right Endcaps

Left Endcaps

Accessory Type\* :  Quicklock (Default)  Welded (Surcharge)

Right Endwall Flashing (Coping Version)

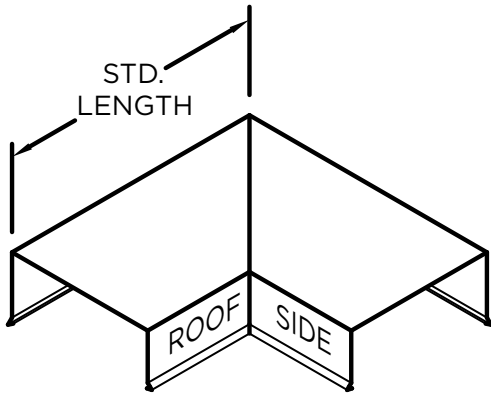
Left Endwall Flashing (Coping Version)

Right Endwall Flashing (Splice Plate Version)

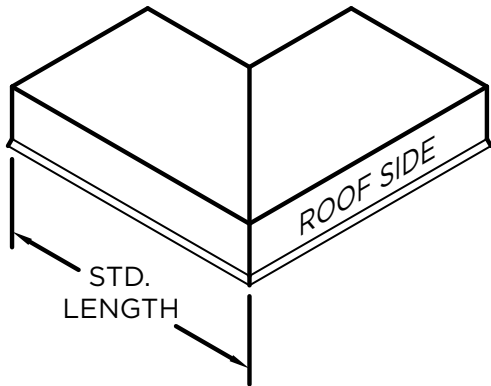
Left Endwall Flashing (Splice Plate Version)

# POLYFORZA COPING

## STANDARD ACCESSORIES

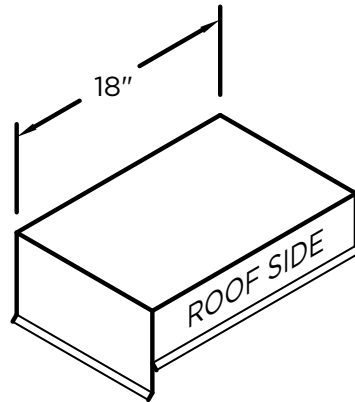


OUTSIDE MITER

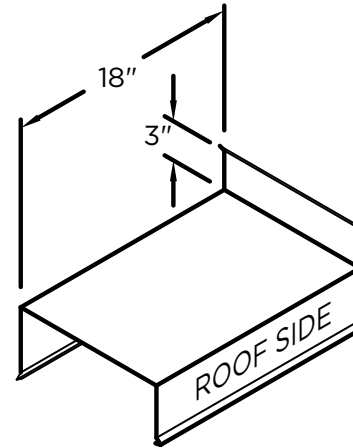


INSIDE MITER

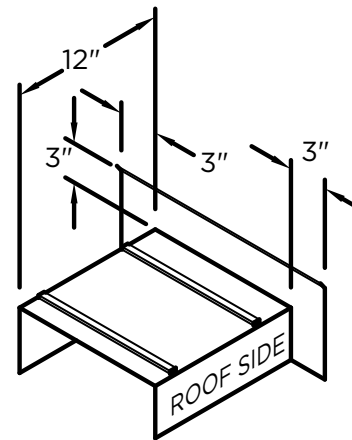
MITER STANDARD LEG LENGTH:  
 $WALL\ SIZE + 9\frac{5}{8}'' = LENGTH$



ENDCAP  
 (LEFT HAND SHOWN)



ENDWALL FLASHING  
COPING VERSION  
 (RIGHT HAND SHOWN)



ENDWALL FLASHING  
SPLICE PLATE VERSION  
 (RIGHT HAND SHOWN)  
 (AVAILABLE ONLY IN  
 .040" WELDED, PAINTED  
 TO MATCH COPING)

### NOTES

Additional accessories are available including:

- Transition Miters
- Straight Transition Miters
- "T" Miters
- "Z" Miters
- Step-up Miters
- Peak / Valley Miters
- Pilaster Caps
- Radius Coping
- Arched Coping

For additional accessory requirements, attach sketches or call manufacturer for assistance.

SHT# 2 of 2

DATE: 05/20/22

DRN BY: JJC

CKD BY: MM

DWG #: 45011-17232

REV: A

**Polyglass USA, Inc.**  
 1111 W. Newport Center Dr.  
 Deerfield Beach, FL 33442  
 Customer Service: 800-222-9782  
 Technical Service: 866-794-9659