

# MAPETHENE DRAWING LIST

## DETAILS APPLICABLE FOR MAPETHENE HT60 & MAPETHENE LT60

### VERTICAL APPLICATIONS

MT-1A	FOUNDATION WATERPROOFING/GENERAL ASSEMBLY
MT-1B	FOUNDATION WALL - FLOOR SLAB AT FOOTING LEVEL
MT-1C	FOUNDATION WALL - ELEVATED FLOOR SLAB
MT-1D	FOUNDATION WALL - FLOOR SLAB AT FOOTING LEVEL W/INSULATION
MT-1E	FOUNDATION WALL/MAT SLAB
MT-1F	FOUNDATION WALL - FLOOR SLAB AT FOOTING LEVEL - HYDROSTATIC (OPTION 1)
MT-1G	FOUNDATION WALL - ELEVATED FLOOR SLAB - HYDROSTATIC (OPTION 1)
MT-1H	FOUNDATION WALL - FLOOR SLAB AT FOOTING LEVEL W/INSULATION HYDROSTATIC
MT-1I	FOUNDATION WALL/MAT SLAB - HYDROSTATIC
MT-1J	FOUNDATION WALL - FLOOR SLAB AT FOOTING LEVEL - HYDROSTATIC (OPTION 2)
MT-1K	FOUNDATION WALL - ELEVATED FLOOR SLAB - HYDROSTATIC (OPTION 2)

### HORIZONTAL APPLICATIONS

MT-2A	SPLIT SLAB PLAZA DECK
MT-2B	INSULATED SPLIT SLAB PLAZA DECK
MT-2C	PAVER & PEDESTAL PLAZA DECK W/OPTIONAL RIGID INSULATION
MT-2D	PAVER & MORTAR BED PLAZA DECK
MT-2E	PAVER & SAND SLAB PLAZA DECK
MT-2F	BALLAST & INSULATION PLAZA DECK
MT-2G	TILE & MORTAR BED - DECK OR BALCONY
MT-2H	DUAL MEMBRANE SYSTEM

### JOINTS & CRACKS

MT-3A	WALL/DECK NON-MOVING, NON-STRUCTURAL CRACK TREATMENT
MT-3B	WALL/DECK CONCRETE CONTROL JOINT
MT-3C	WALL CONTROL V JOINT
MT-3D	WALL/DECK NON-MOVING GROUTED PRECAST JOINT
MT-3E	ALTERNATE WALL/DECK NON-MOVING, NON-STRUCTURAL CRACK TREATMENT
MT-3F	ALTERNATE WALL/DECK NON-MOVING GROUTED PRECAST JOINT
MT-3G	ALTERNATE WALL CONTROL V JOINT
MT-3H	ALTERNATE WALL/DECK NON-MOVING GROUTED PRECAST JOINT

### CORNERS

MT-4A	WALL OUTSIDE CORNER DETAIL
MT-4B	ALTERNATE WALL OUTSIDE CORNER DETAIL
MT-4C	WALL INSIDE CORNER DETAIL
MT-4D	ALTERNATE WALL INSIDE CORNER DETAIL
MT-4E	WALL/FOOTING OUTSIDE CORNER DETAIL
MT-4F	WALL/FOOTING INSIDE CORNER DETAIL

### BRICK LEDGE

MT-5A	BRICK LEDGE
-------	-------------

### EXPANSION JOINTS

MT-6A	WALL OR DECK 1 IN (2.5 CM) OR LESS EXPANSION JOINT
MT-6B	WALL TO DECK 1 IN (2.5 CM) OR LESS EXPANSION JOINT

### PENETRATIONS

MT-7A	WALL PENETRATION
MT-7B	DECK PENETRATION

### FLASHING

MT-8A	FLASHING AT DECK TO CURB/PARAPET - ISOMETRIC
MT-8B	FLASHING AT DECK TO CURB/PARAPET - SECTION VIEW

### DRAINS

MT-9A	PLAZA DECK DRAIN - SPLIT SLAB
MT-9B	PLAZA DECK DRAIN WITH SAND-SET PAVERS
MT-9C	PLAZA DECK DRAIN WITH PAVERS & MORTAR BED

### TERMINATIONS

MT-10A	VERTICAL TERMINATION
MT-10B	VERTICAL TERMINATION W/TERM BAR
MT-10C	VERTICAL TERMINATION W/TERM BAR & COUNTER FLASHING

### MISC. TIE-IN DETAILS

MT-11A	DECK/FOUNDATION WALL - MAPETHENE TO MAPEPROOF HW/SW TIE-IN
MT-11B	DECK/FOUNDATION WALL - MAPETHENE TO MAPEPROOF AL TIE-IN



**polyglass.us**

1111 West Newport Center Drive  
Deerfield Beach, FL 33442  
Technical Service: (866) 794-9659  
technical@polyglass.com

## MAPETHENE DRAWING LIST

DETAILS ARE INTENDED TO BE A GUIDE FOR WATERPROOFING INSTALLATION ONLY.

### **SUPERCEDES:**

00/00/0000

### **DATE:**

02/01/2022

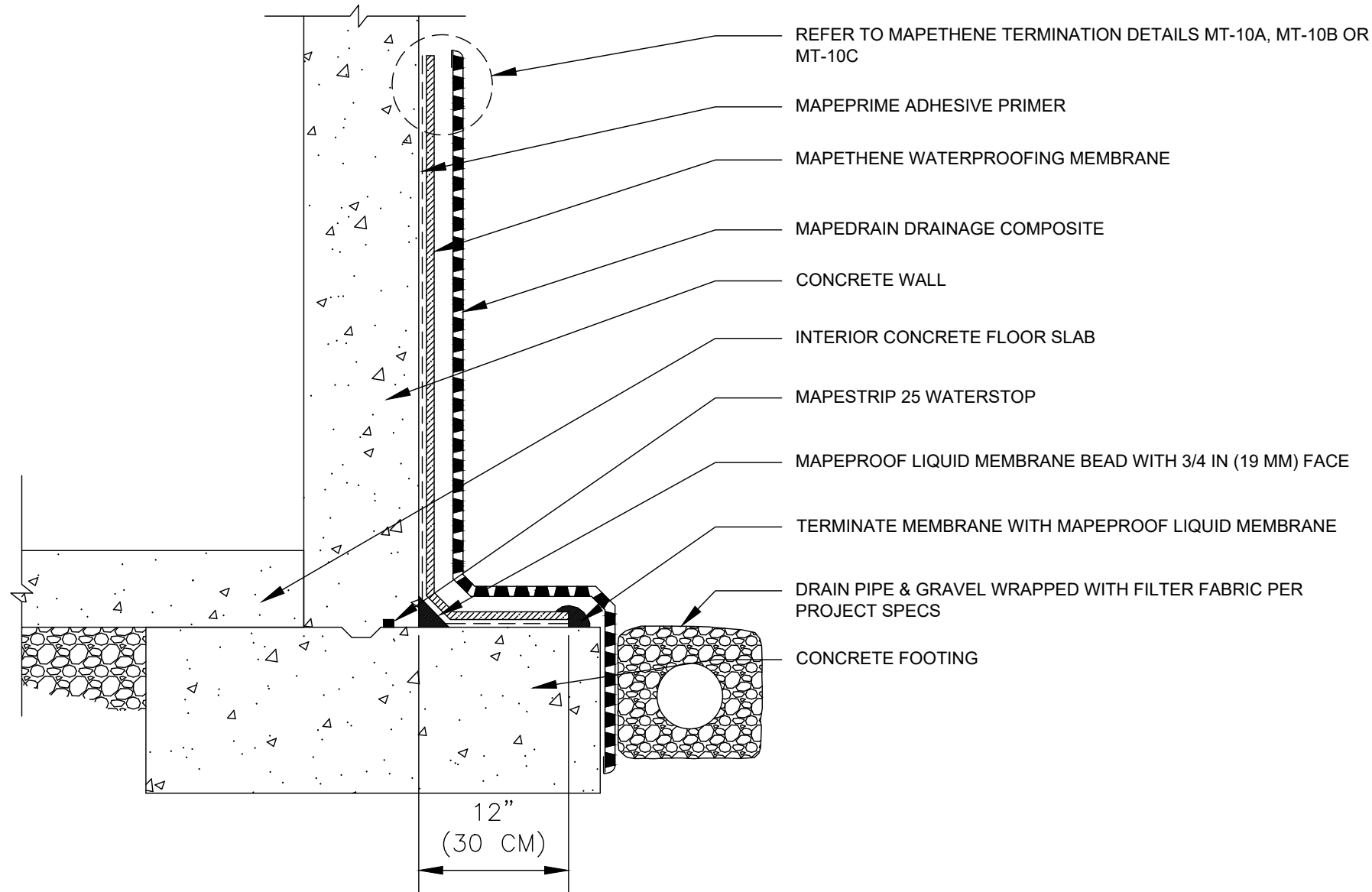
### **SCALE:**

NOT TO SCALE

### **DRAWING #:**

**MT-1**





**polyglass.us**

1111 West Newport Center Drive  
Deerfield Beach, FL 33442  
Technical Service: (866) 794-9659  
technical@polyglass.com

## FOUNDATION WALL FLOOR SLAB AT FOOTING LEVEL

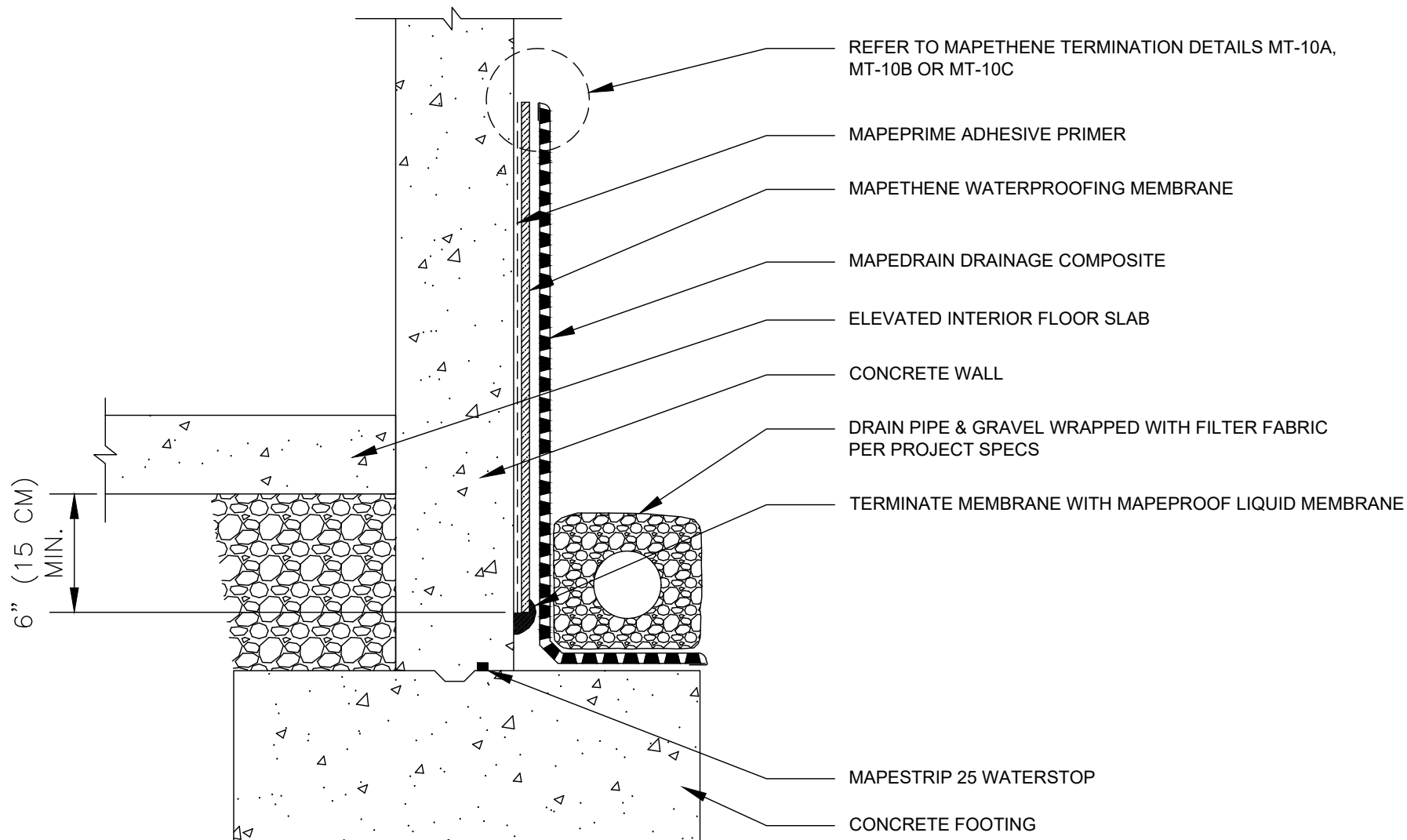
DETAIL IS INTENDED TO BE A GUIDE FOR WATERPROOFING INSTALLATION ONLY.

**SUPERCEDES:**  
00/00/0000

**DATE:**  
02/01/2022

**SCALE:**  
NOT TO SCALE

**DRAWING #:**  
**MT-1B**



**polyglass.us**

1111 West Newport Center Drive  
Deerfield Beach, FL 33442  
Technical Service: (866) 794-9659  
technical@polyglass.com

## FOUNDATION WALL ELEVATED FLOOR SLAB

DETAIL IS INTENDED TO BE A GUIDE FOR WATERPROOFING INSTALLATION ONLY.

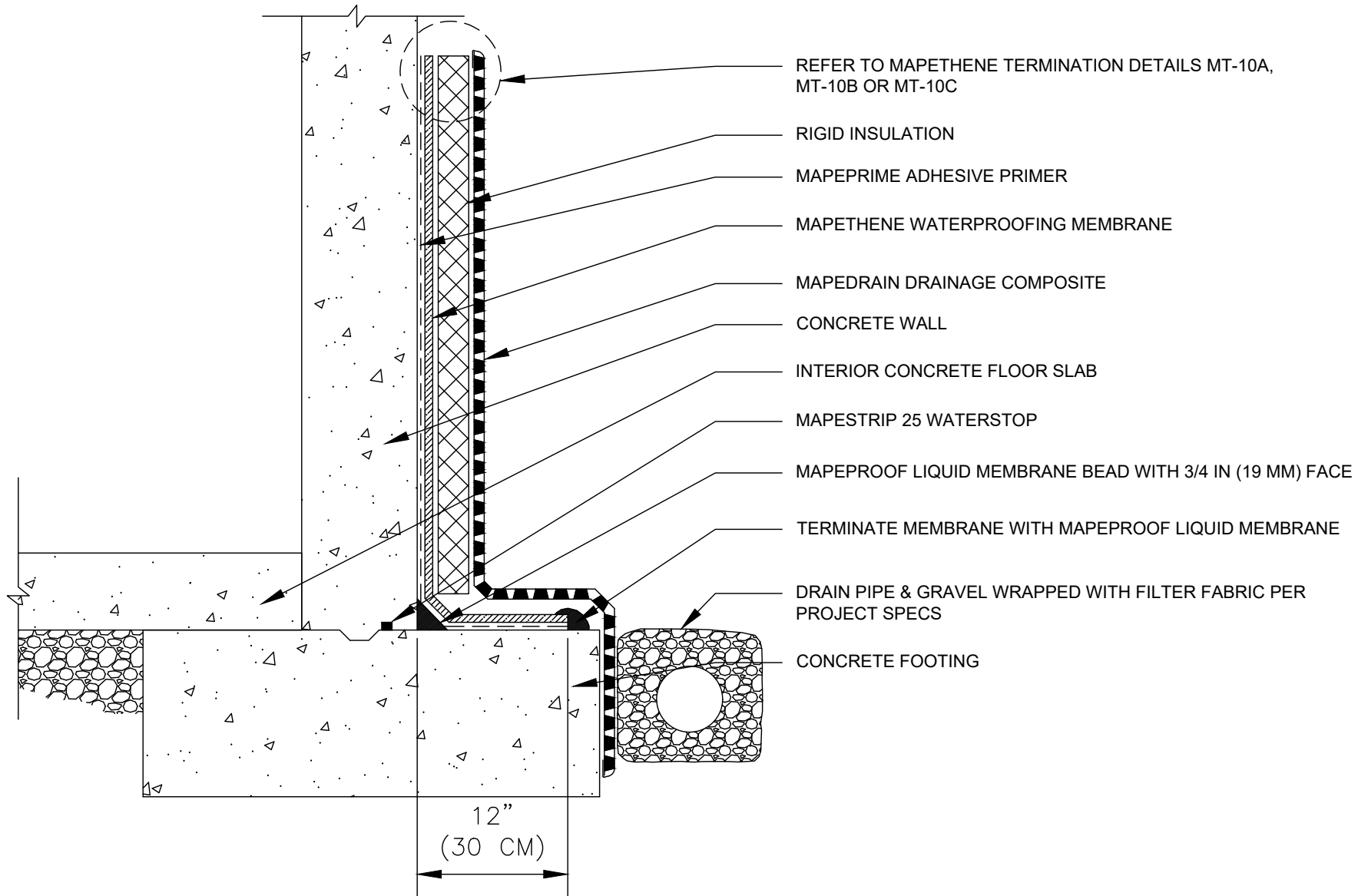
**SUPERCEDES:**  
00/00/0000

**DATE:**  
02/01/2022

**SCALE:**  
NOT TO SCALE

**DRAWING #:**  
**MT-1C**





**polyglass.us**

1111 West Newport Center Drive  
Deerfield Beach, FL 33442  
Technical Service: (866) 794-9659  
technical@polyglass.com

## FOUNDATION WALL FLOOR SLAB AT FOOTING LEVEL WITH INSULATION

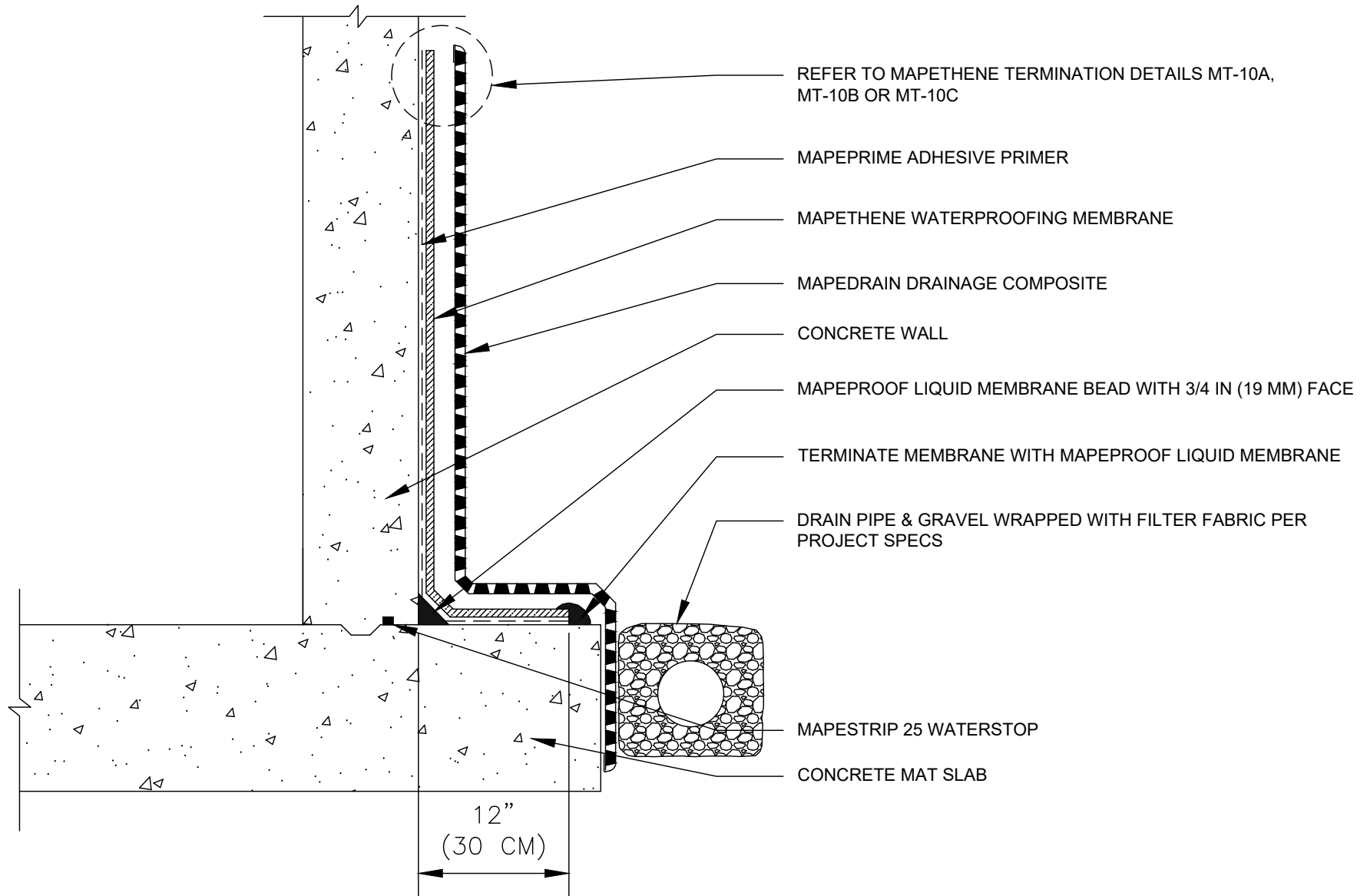
DETAIL IS INTENDED TO BE A GUIDE FOR WATERPROOFING INSTALLATION ONLY.

**SUPERCEDES:**  
00/00/0000

**DATE:**  
02/01/2022

**SCALE:**  
NOT TO SCALE

**DRAWING #:**  
**MT-1D**



**polyglass.us**

1111 West Newport Center Drive  
Deerfield Beach, FL 33442  
Technical Service: (866) 794-9659  
technical@polyglass.com

## FOUNDATION WALL/MAT SLAB

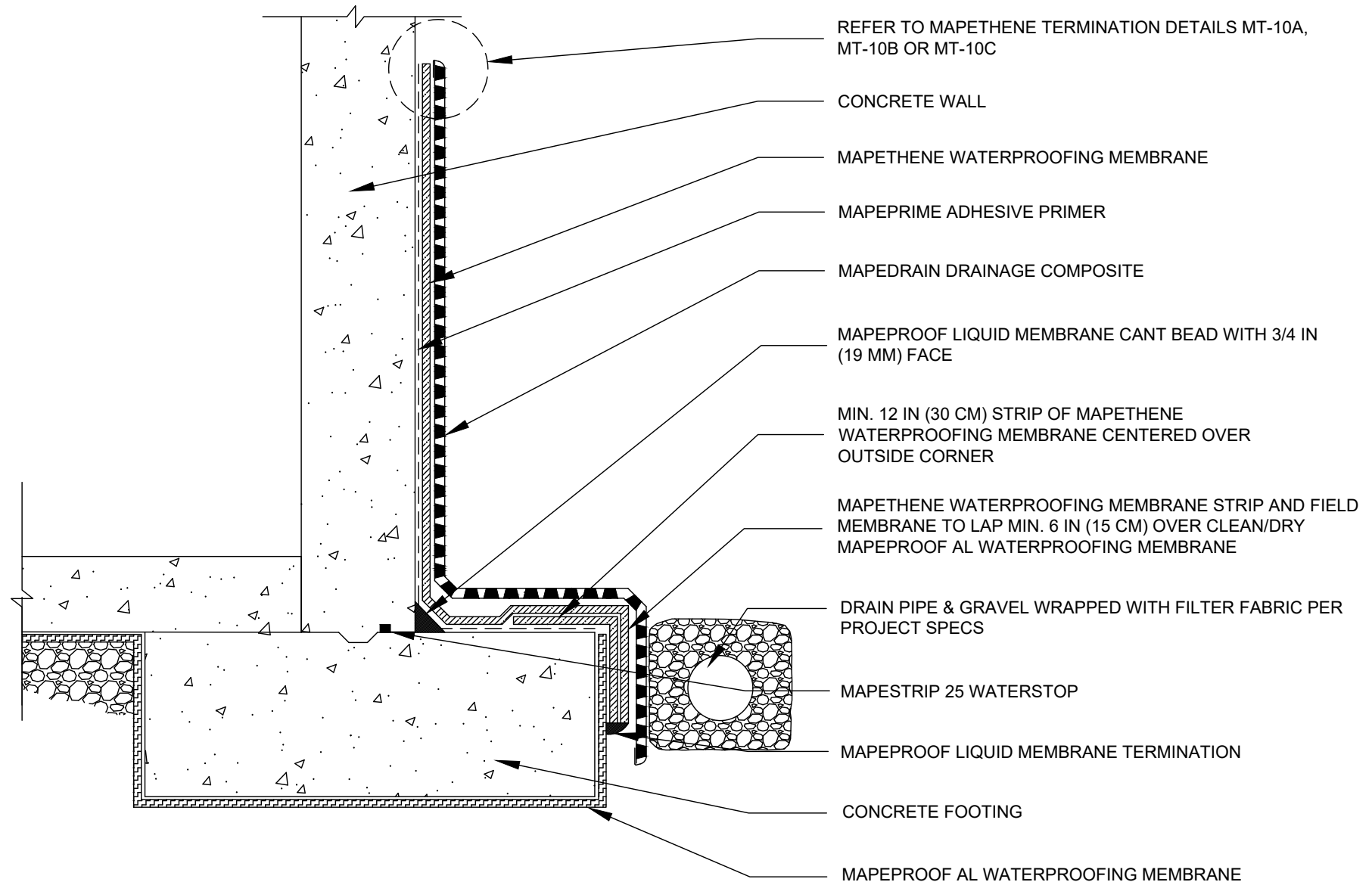
DETAIL IS INTENDED TO BE A GUIDE FOR WATERPROOFING INSTALLATION ONLY.

**SUPERCEDES:**  
00/00/0000

**DATE:**  
02/01/2022

**SCALE:**  
NOT TO SCALE

**DRAWING #:**  
**MT-1E**



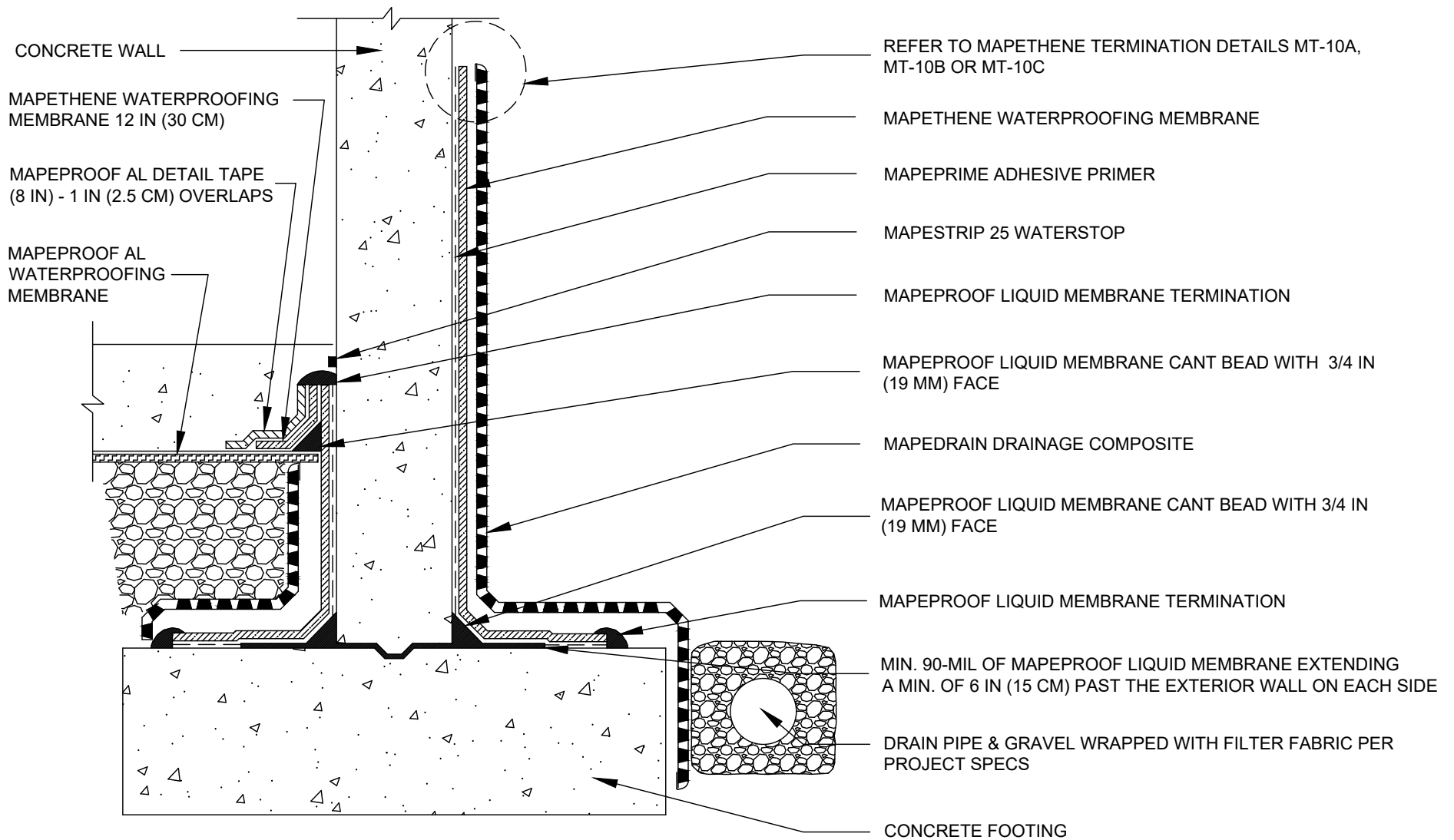
**polyglass.us**

1111 West Newport Center Drive  
Deerfield Beach, FL 33442  
Technical Service: (866) 794-9659  
technical@polyglass.com

## FOUNDATION WALL FLOOR SLAB AT FOOTING LEVEL HYDROSTATIC - OPTION 1

DETAIL IS INTENDED TO BE A GUIDE FOR WATERPROOFING INSTALLATION ONLY.

<b>SUPERCEDES:</b>	00/00/0000
<b>DATE:</b>	02/01/2022
<b>SCALE:</b>	NOT TO SCALE
<b>DRAWING #:</b>	<b>MT-1F</b>



**polyglass.us**

1111 West Newport Center Drive  
Deerfield Beach, FL 33442  
Technical Service: (866) 794-9659  
technical@polyglass.com

## FOUNDATION WALL ELEVATED FLOOR SLAB HYDROSTATIC - OPTION 1

DETAIL IS INTENDED TO BE A GUIDE FOR WATERPROOFING INSTALLATION ONLY.

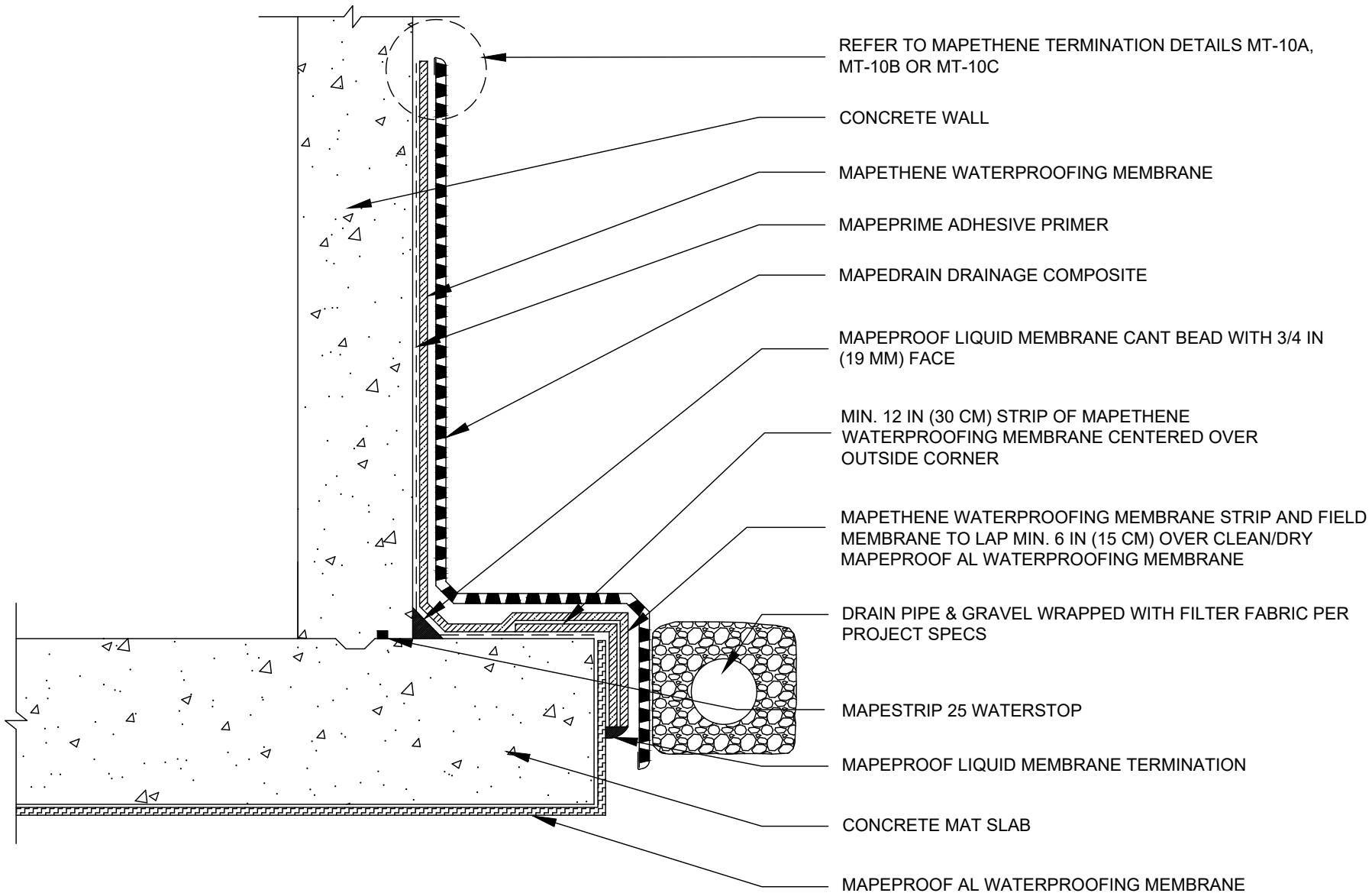
**SUPERCEDES:**  
00/00/0000

**DATE:**  
02/01/2022

**SCALE:**  
NOT TO SCALE

**DRAWING #:**  
**MT-1G**





**polyglass.us**

1111 West Newport Center Drive  
Deerfield Beach, FL 33442  
Technical Service: (866) 794-9659  
technical@polyglass.com

## FOUNDATION WALL/MAT SLAB HYDROSTATIC

DETAIL IS INTENDED TO BE A GUIDE FOR WATERPROOFING INSTALLATION ONLY.

**SUPERCEDES:**  
00/00/0000

**DATE:**  
02/01/2022

**SCALE:**  
NOT TO SCALE

**DRAWING #:**  
**MT-11**

MAPEPROOF LIQUID MEMBRANE  
TERMINATION

MAPETHENE WATERPROOFING  
MEMBRANE 6 IN (15 CM) STRIP

MAPEPROOF AL DETAIL  
TAPE (8 IN)

MAPEPROOF AL  
WATERPROOFING MEMBRANE

REFER TO MAPETHENE TERMINATION DETAILS  
MT-10A, MT-10B OR MT-10C

MAPEPRIME ADHESIVE PRIMER

MAPETHENE WATERPROOFING MEMBRANE

MAPEDRAIN DRAINAGE COMPOSITE

CONCRETE WALL

INTERIOR CONCRETE FLOOR SLAB

MAPESTRIP 25 WATERSTOP

MAPEPROOF LIQUID MEMBRANE BEAD WITH 3/4 IN  
(19 MM) FACE

MIN. 90-MIL OF MAPEPROOF LIQUID MEMBRANE  
EXTENDING A MIN. OF 6 IN (15 CM) PAST THE  
EXTERIOR WALL ON EACH SIDE

TERMINATE MEMBRANE WITH MAPEPROOF LIQUID  
MEMBRANE

DRAIN PIPE & GRAVEL WRAPPED WITH FILTER  
FABRIC PER PROJECT SPECS

CONCRETE FOOTING

12"  
(30 CM)



[polyglass.us](http://polyglass.us)

1111 West Newport Center Drive  
Deerfield Beach, FL 33442  
Technical Service: (866) 794-9659  
[technical@polyglass.com](mailto:technical@polyglass.com)

## FOUNDATION WALL FLOOR SLAB AT FOOTING LEVEL HYDROSTATIC - OPTION 2

DETAIL IS INTENDED TO BE A GUIDE FOR WATERPROOFING INSTALLATION ONLY.

**SUPERCEDES:**

00/00/0000

**DATE:**

02/01/2022

**SCALE:**

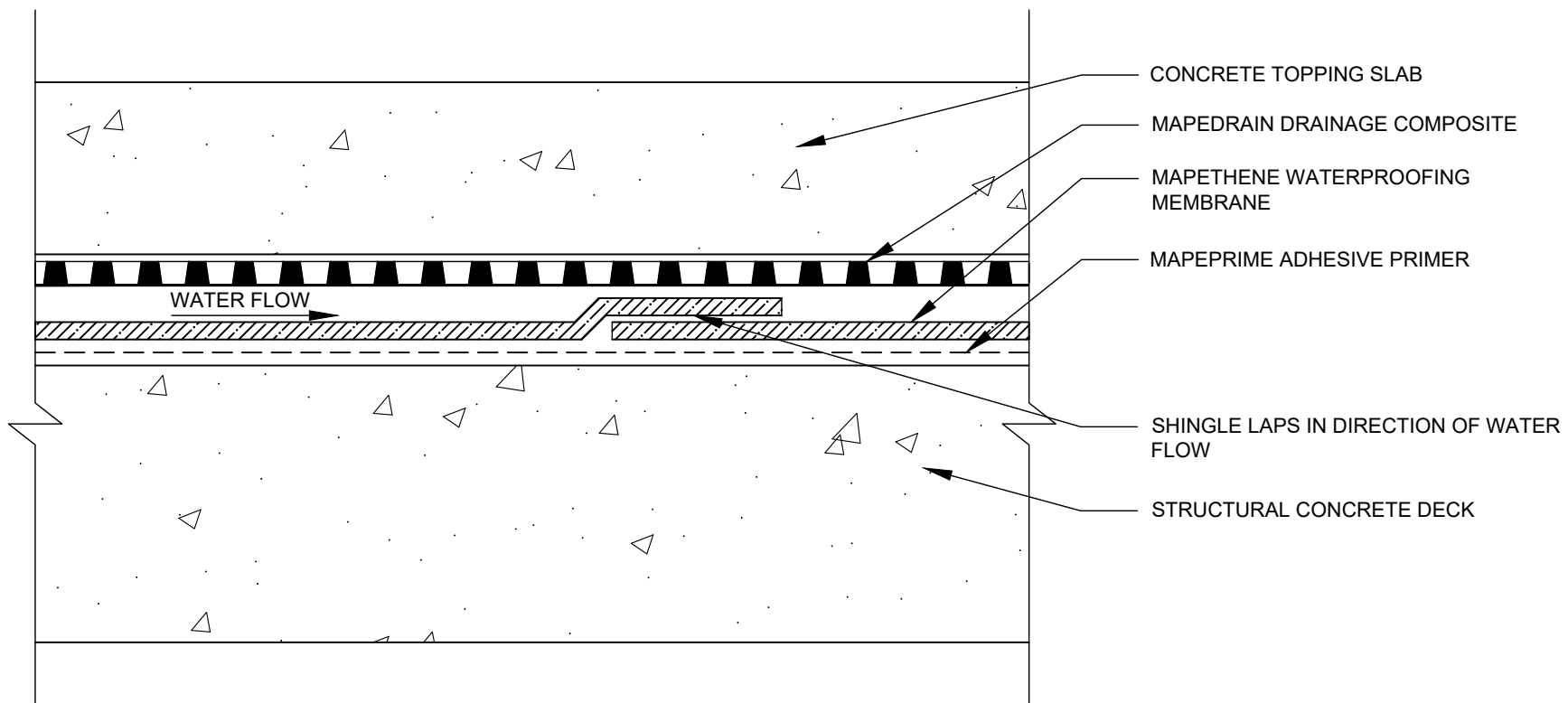
NOT TO SCALE

**DRAWING #:**

**MT-1J**







**polyglass.us**

1111 West Newport Center Drive  
Deerfield Beach, FL 33442  
Technical Service: (866) 794-9659  
technical@polyglass.com

## SPLIT SLAB PLAZA DECK

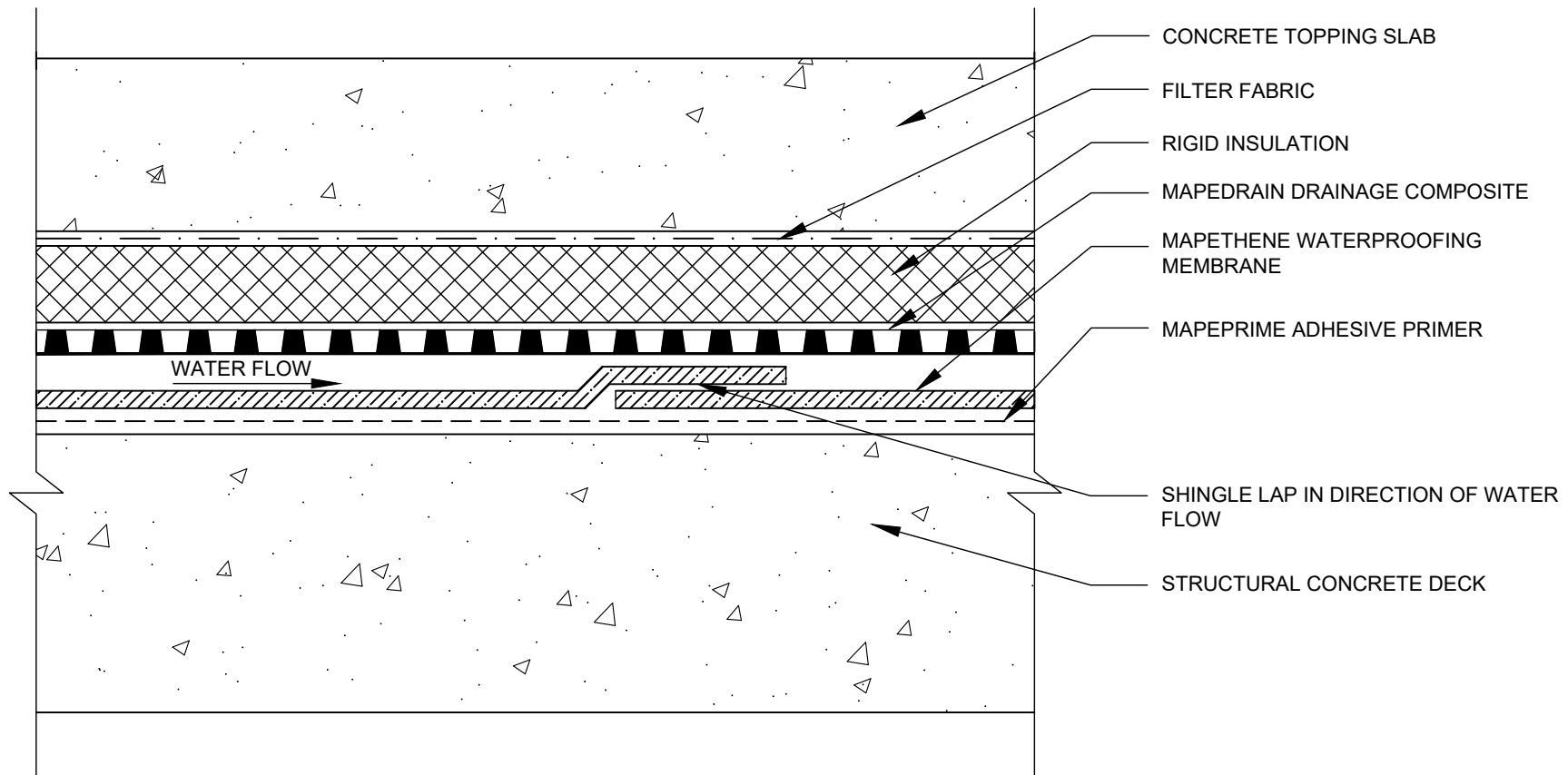
DETAIL IS INTENDED TO BE A GUIDE FOR WATERPROOFING INSTALLATION ONLY.

**SUPERCEDES:**  
00/00/0000

**DATE:**  
02/01/2022

**SCALE:**  
NOT TO SCALE

**DRAWING #:**  
**MT-2A**



**polyglass.us**

1111 West Newport Center Drive  
Deerfield Beach, FL 33442  
Technical Service: (866) 794-9659  
technical@polyglass.com

## INSULATED SPLIT SLAB PLAZA DECK

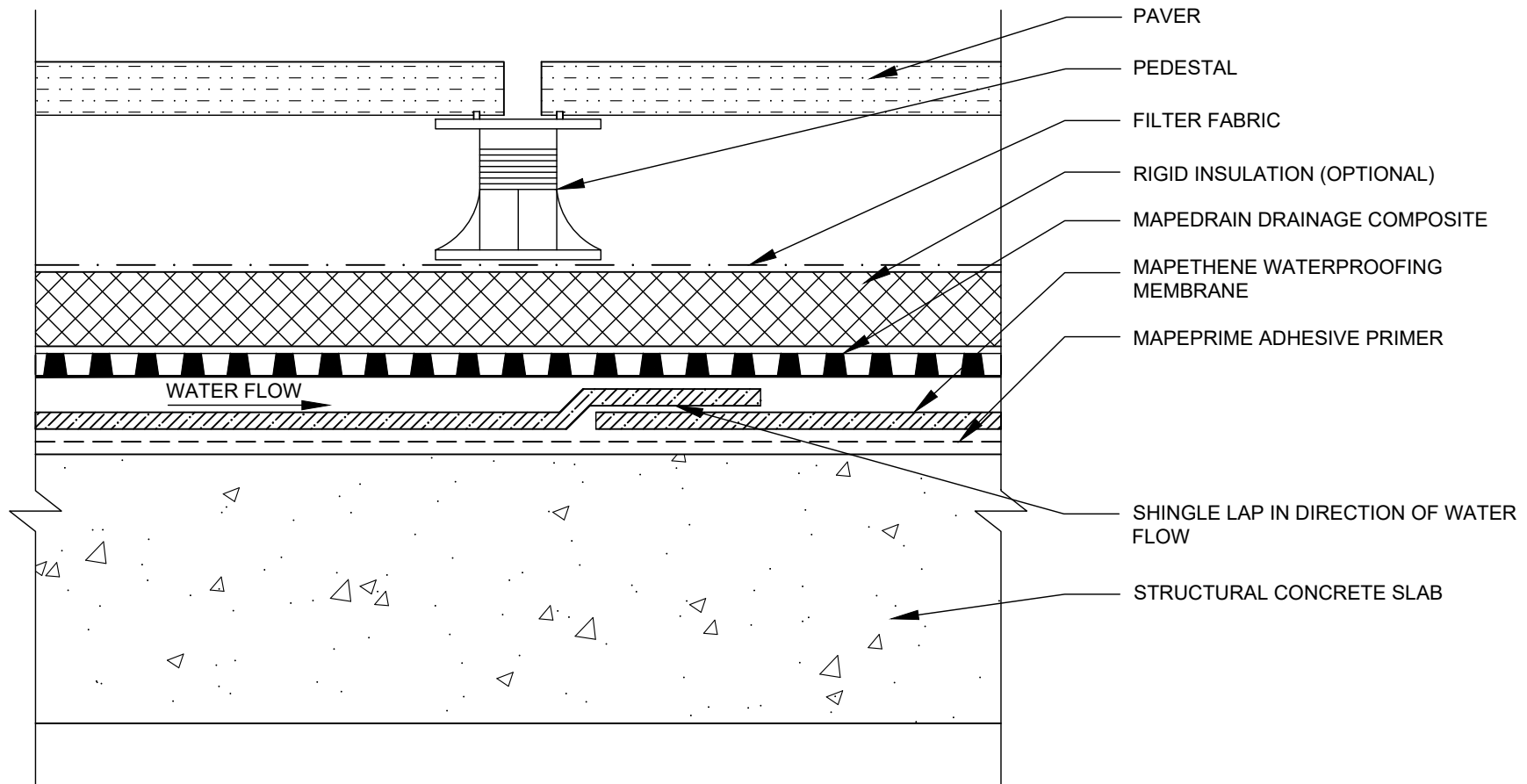
DETAIL IS INTENDED TO BE A GUIDE FOR WATERPROOFING INSTALLATION ONLY.

**SUPERCEDES:**  
00/00/0000

**DATE:**  
02/01/2022

**SCALE:**  
NOT TO SCALE

**DRAWING #:**  
**MT-2B**



**polyglass.us**

1111 West Newport Center Drive  
Deerfield Beach, FL 33442  
Technical Service: (866) 794-9659  
technical@polyglass.com

## PAVER & PEDESTAL PLAZA DECK WITH OPTIONAL RIGID INSULATION

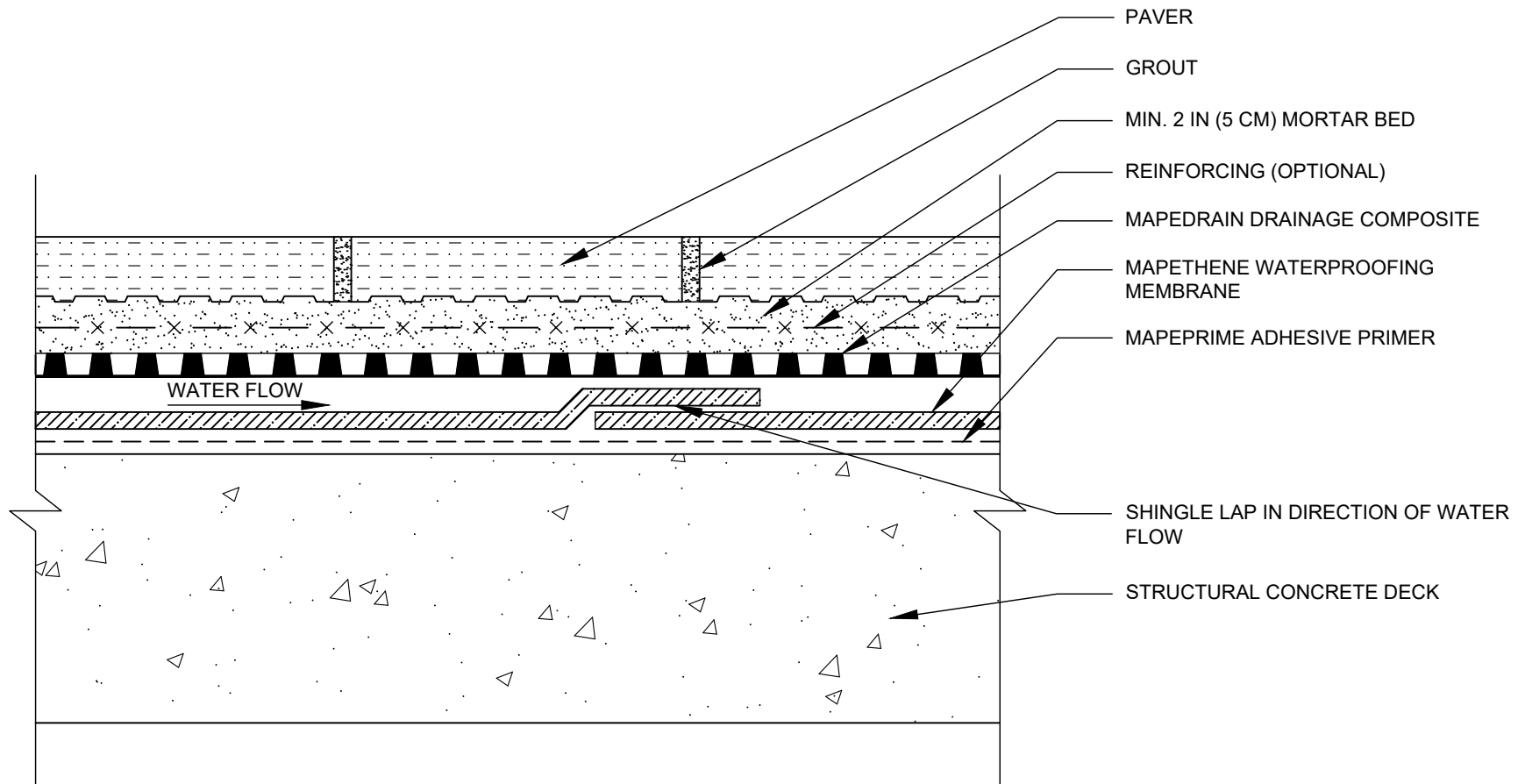
DETAIL IS INTENDED TO BE A GUIDE FOR WATERPROOFING INSTALLATION ONLY.

**SUPERCEDES:**  
00/00/0000

**DATE:**  
02/01/2022

**SCALE:**  
NOT TO SCALE

**DRAWING #:**  
**MT-2C**



**polyglass.us**

1111 West Newport Center Drive  
Deerfield Beach, FL 33442  
Technical Service: (866) 794-9659  
technical@polyglass.com

## PAVER & MORTAR BED PLAZA DECK

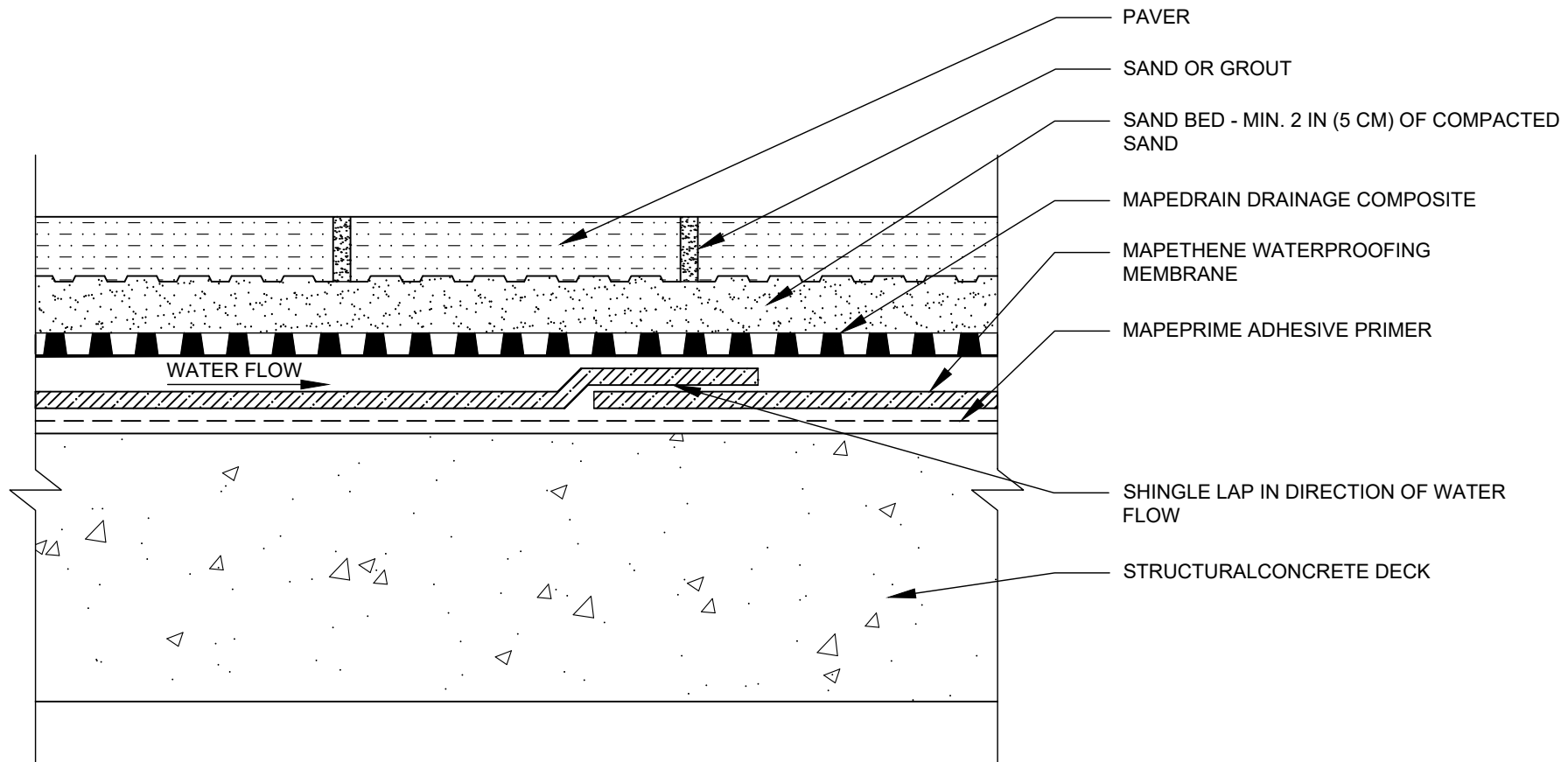
DETAIL IS INTENDED TO BE A GUIDE FOR WATERPROOFING INSTALLATION ONLY.

**SUPERCEDES:**  
00/00/0000

**DATE:**  
02/01/2022

**SCALE:**  
NOT TO SCALE

**DRAWING #:**  
**MT-2D**



**polyglass.us**

1111 West Newport Center Drive  
Deerfield Beach, FL 33442  
Technical Service: (866) 794-9659  
technical@polyglass.com

## PAVER & SAND BED PLAZA DECK

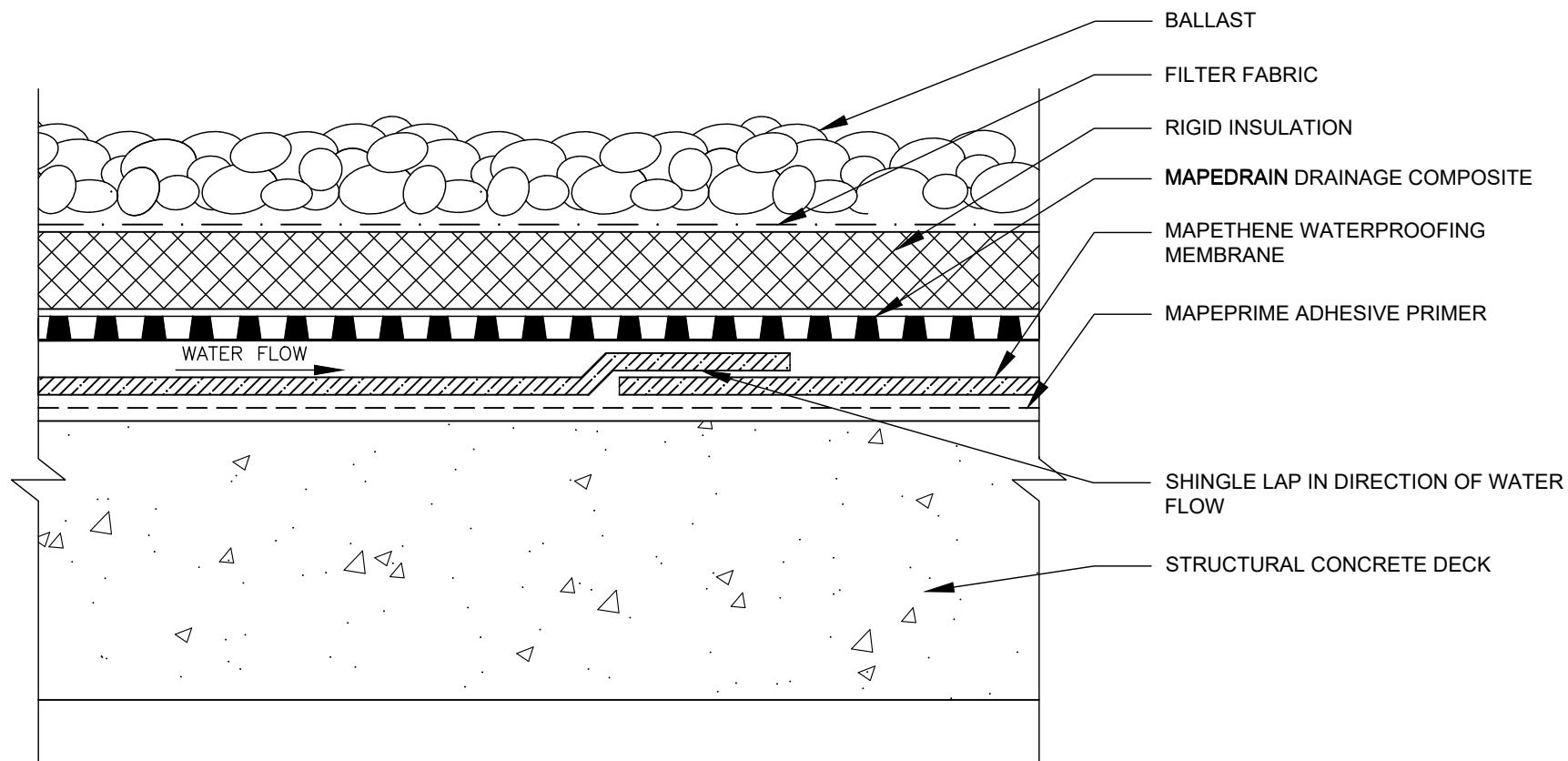
DETAIL IS INTENDED TO BE A GUIDE FOR WATERPROOFING INSTALLATION ONLY.

**SUPERCEDES:**  
00/00/0000

**DATE:**  
02/01/2022

**SCALE:**  
NOT TO SCALE

**DRAWING #:**  
**MT-2E**



**polyglass.us**

1111 West Newport Center Drive  
Deerfield Beach, FL 33442  
Technical Service: (866) 794-9659  
technical@polyglass.com

## BALLAST & RIGID INSULATION PLAZA DECK

DETAIL IS INTENDED TO BE A GUIDE FOR WATERPROOFING INSTALLATION ONLY.

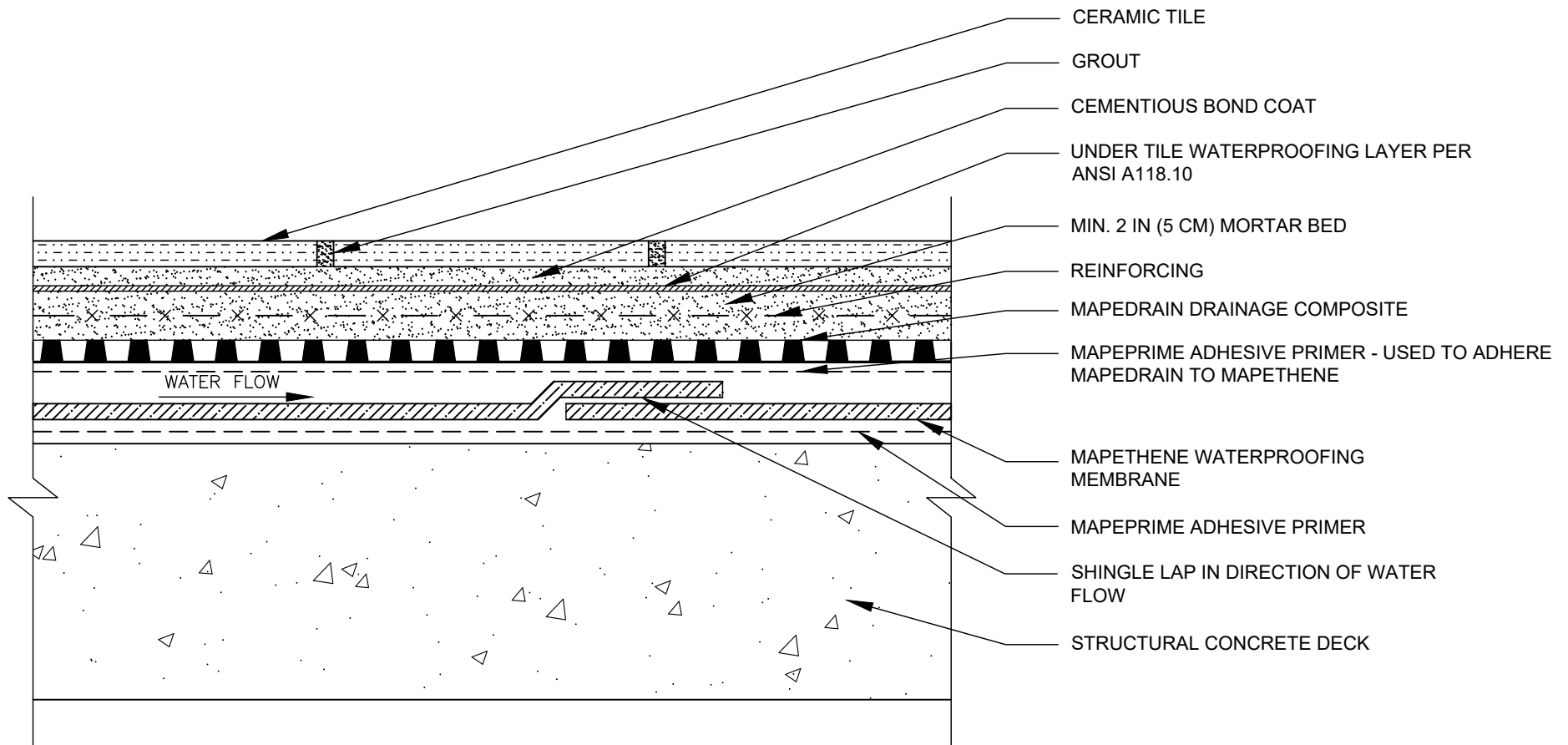
**SUPERCEDES:**  
00/00/0000

**DATE:**  
02/01/2022

**SCALE:**  
NOT TO SCALE

**DRAWING #:**  
**MT-2F**





NOTES:  
REFER TO "TILE COUNCIL OF NORTH AMERICA" FOR CERAMIC TILE INSTALLATION.



**polyglass.us**

1111 West Newport Center Drive  
Deerfield Beach, FL 33442  
Technical Service: (866) 794-9659  
technical@polyglass.com

## TILE & MORTAR BED DECK OR BALCONY

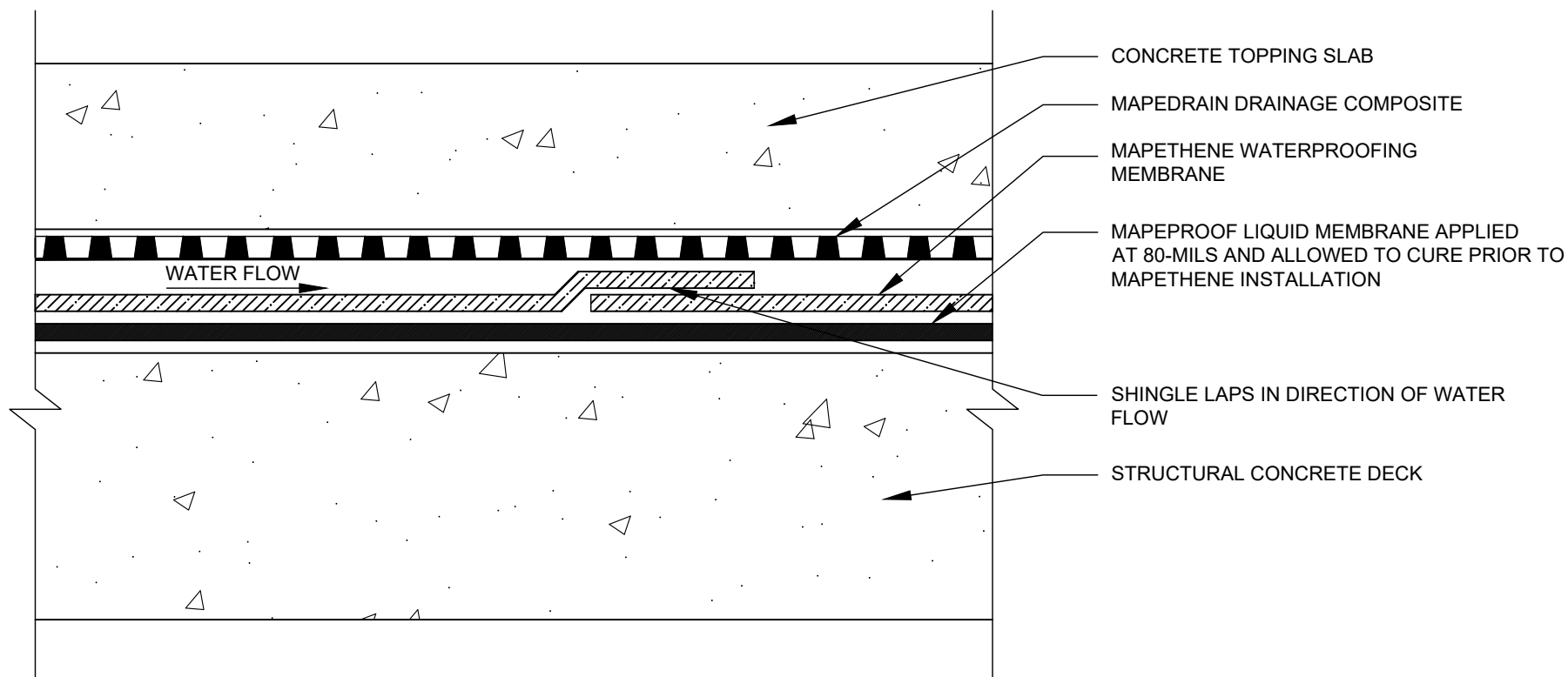
DETAIL IS INTENDED TO BE A GUIDE FOR WATERPROOFING INSTALLATION ONLY.

**SUPERCEDES:**  
00/00/0000

**DATE:**  
02/01/2022

**SCALE:**  
NOT TO SCALE

**DRAWING #:**  
**MT-2G**



#### NOTES:

1. MAPETHENE WATERPROOFING MEMBRANE SHOULD BE INSTALLED THE DAY FOLLOWING THE INSTALLATION OF MAPEPROOF LIQUID MEMBRANE BUT NO MORE THAN 36-HOURS
2. ENSURE MAPEPROOF LIQUID MEMBRANE IS CLEAN AND DRY BEFORE INSTALLING MAPETHENE MEMBRANE



**polyglass.us**

1111 West Newport Center Drive  
Deerfield Beach, FL 33442  
Technical Service: (866) 794-9659  
technical@polyglass.com

## DUAL MEMBRANE SYSTEM

DETAIL IS INTENDED TO BE A GUIDE FOR WATERPROOFING INSTALLATION ONLY.

**SUPERCEDES:**

00/00/0000

**DATE:**

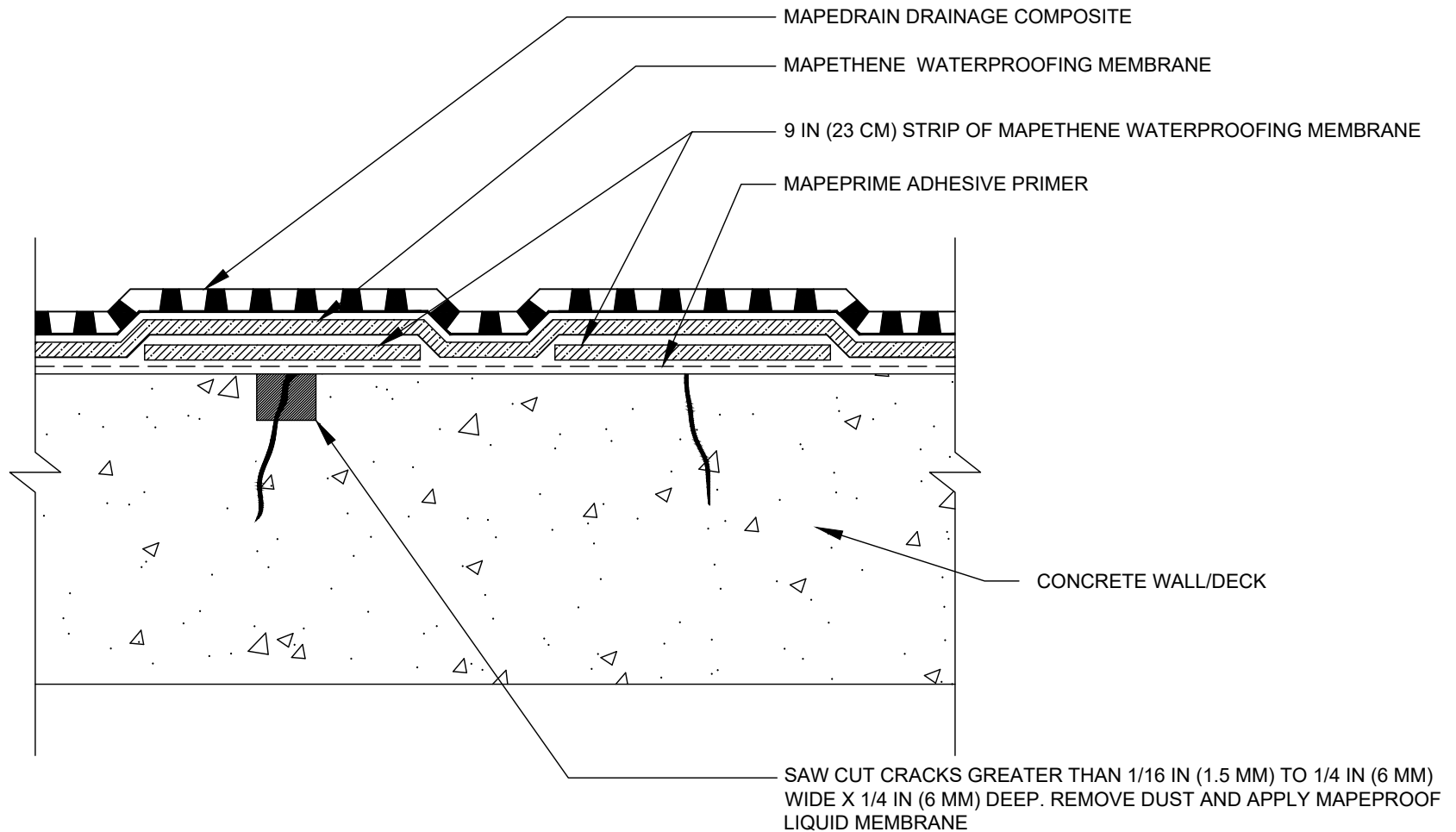
02/01/2022

**SCALE:**

NOT TO SCALE

**DRAWING #:**

**MT-2H**



CRACK GREATER THAN  
1/16 IN (1.5 MM) WIDE

CRACK LESS THAN  
1/16 IN (1.5 MM) WIDE



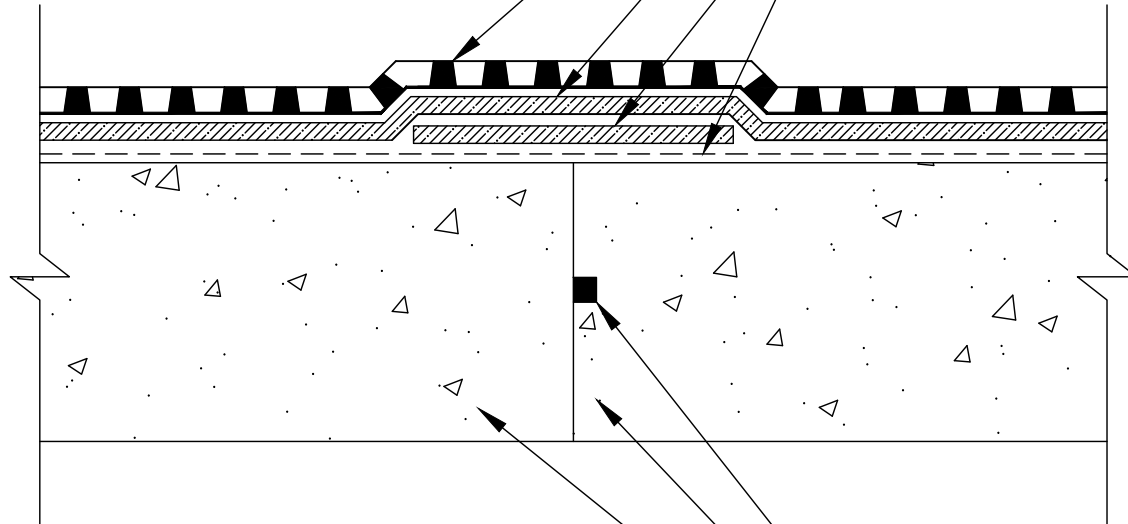
**polyglass.us**

1111 West Newport Center Drive  
Deerfield Beach, FL 33442  
Technical Service: (866) 794-9659  
technical@polyglass.com

## WALL/DECK NON-MOVING NON-STRUCTURAL CRACK TREATMENT

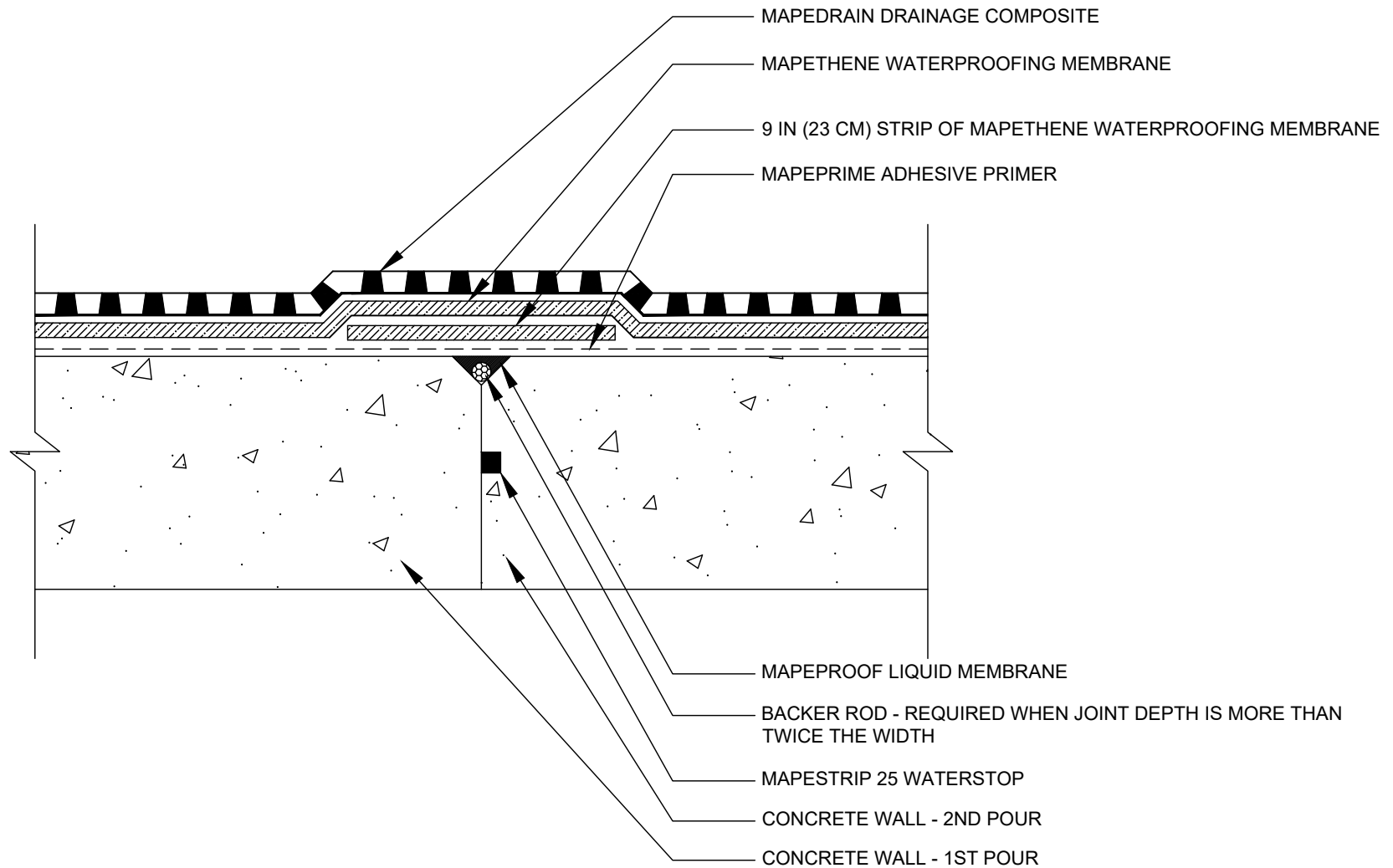
DETAIL IS INTENDED TO BE A GUIDE FOR WATERPROOFING INSTALLATION ONLY.

<b>SUPERCEDES:</b>	00/00/0000
<b>DATE:</b>	02/01/2022
<b>SCALE:</b>	NOT TO SCALE
<b>DRAWING #:</b>	<b>MT-3A</b>



DETAIL IS INTENDED TO BE A GUIDE FOR WATERPROOFING INSTALLATION ONLY.

**DRAWING #:**  
**MT-3B**



**polyglass.us**

1111 West Newport Center Drive  
Deerfield Beach, FL 33442  
Technical Service: (866) 794-9659  
technical@polyglass.com

## WALL "V" CONTROL JOINT

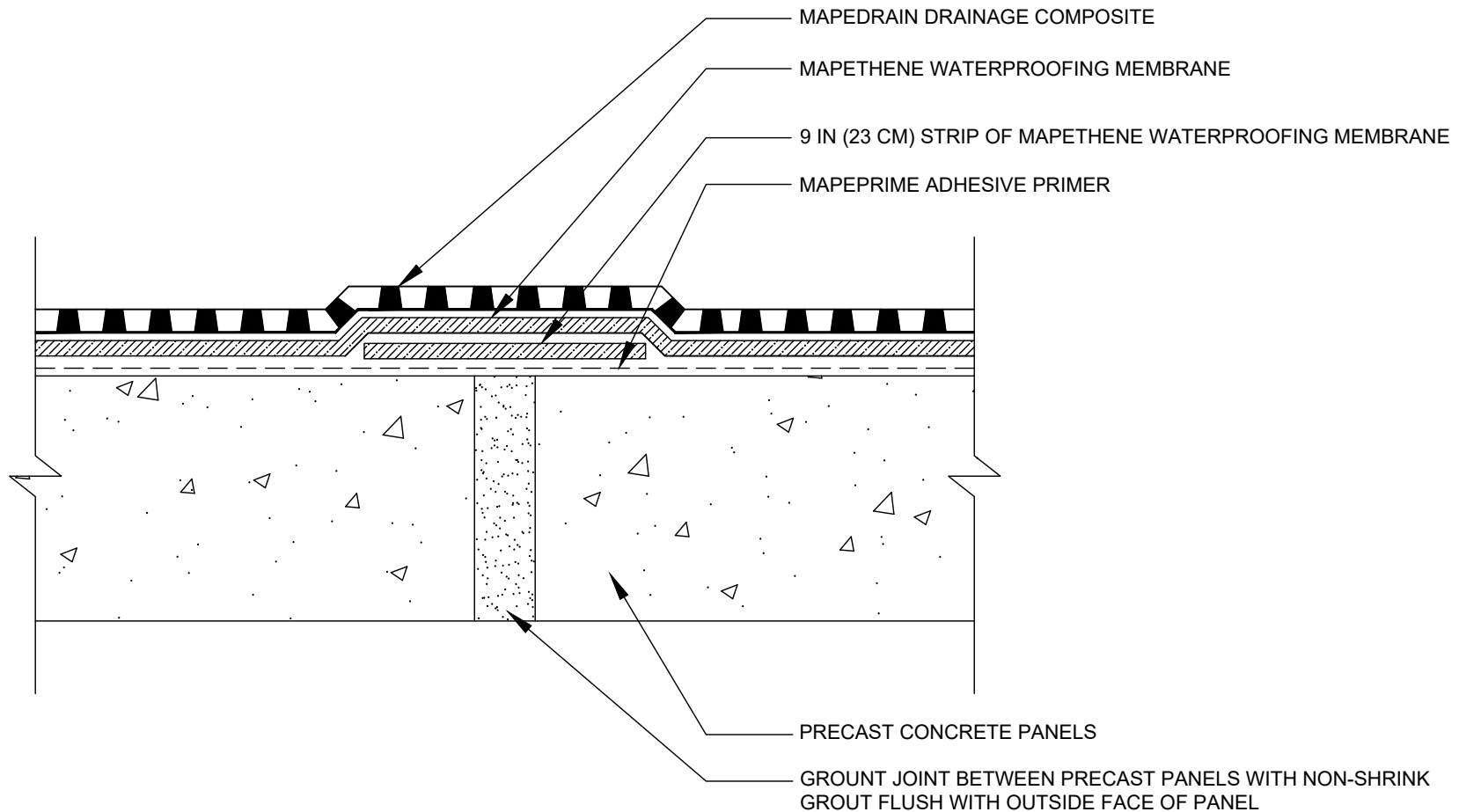
DETAIL IS INTENDED TO BE A GUIDE FOR WATERPROOFING INSTALLATION ONLY.

**SUPERCEDES:**  
00/00/0000

**DATE:**  
02/01/2022

**SCALE:**  
NOT TO SCALE

**DRAWING #:**  
**MT-3C**



**polyglass.us**

1111 West Newport Center Drive  
Deerfield Beach, FL 33442  
Technical Service: (866) 794-9659  
technical@polyglass.com

## WALL/DECK NON-MOVING GROUTED PRECAST JOINT

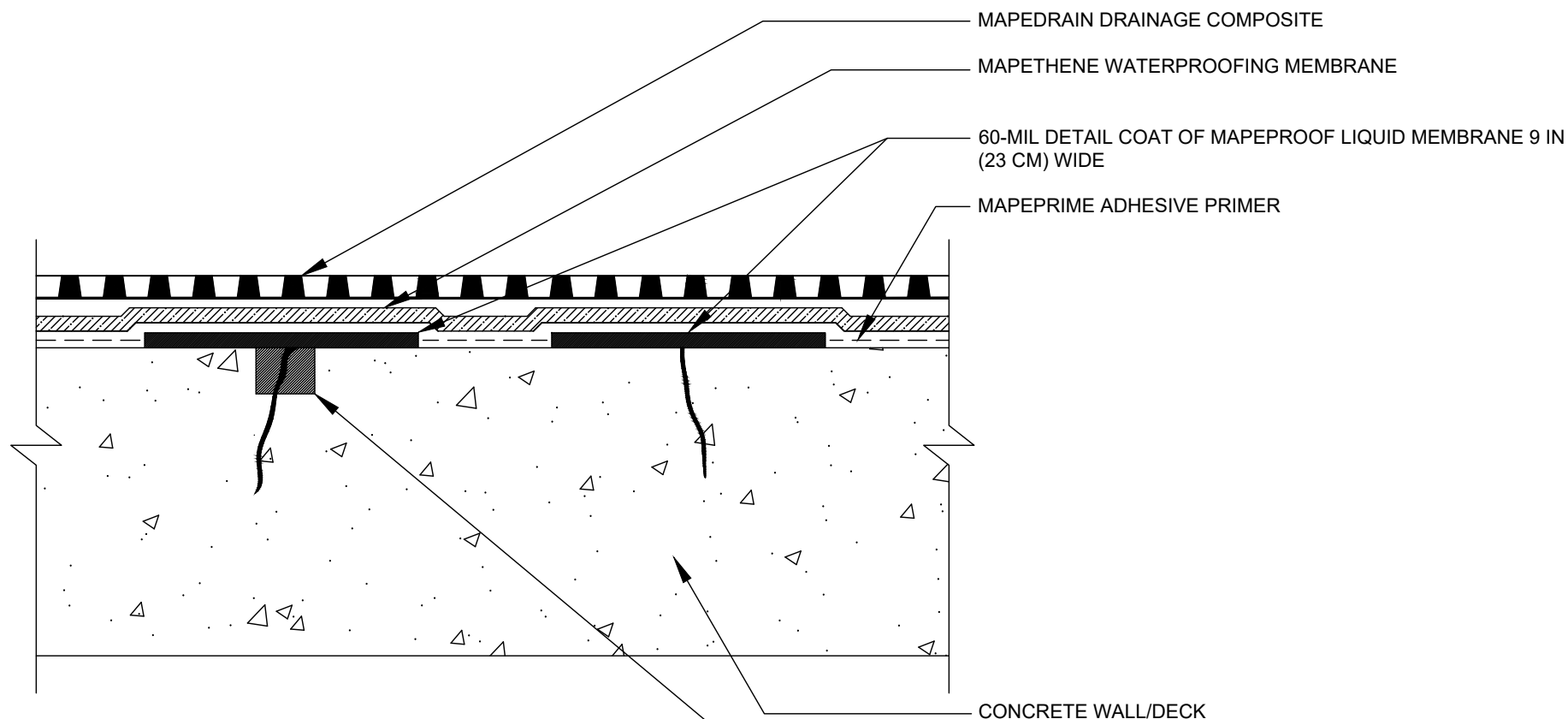
DETAIL IS INTENDED TO BE A GUIDE FOR WATERPROOFING INSTALLATION ONLY.

**SUPERCEDES:**  
00/00/0000

**DATE:**  
02/01/2022

**SCALE:**  
NOT TO SCALE

**DRAWING #:**  
**MT-3D**



CRACK GREATER THAN  
1/16 IN (1.5 MM) WIDE

CRACK LESS THAN  
1/16 IN (1.5 MM) WIDE



[polyglass.us](http://polyglass.us)

1111 West Newport Center Drive  
Deerfield Beach, FL 33442  
Technical Service: (866) 794-9659  
[technical@polyglass.com](mailto:technical@polyglass.com)

## ALTERNATE WALL/DECK NON-STRUCTURAL CRACK TREATMENT

DETAIL IS INTENDED TO BE A GUIDE FOR WATERPROOFING INSTALLATION ONLY.

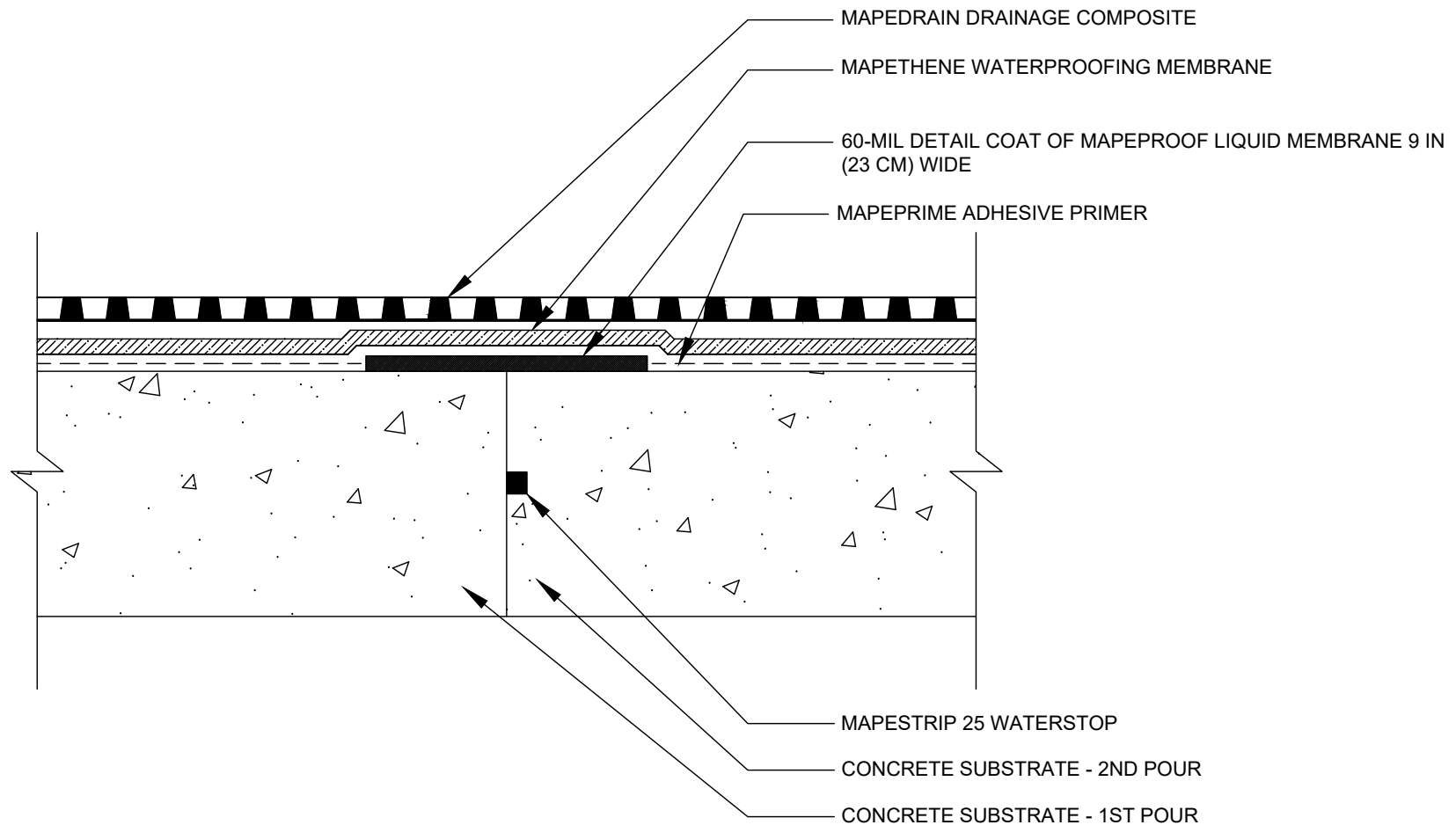
**SUPERCEDES:**  
00/00/0000

**DATE:**  
02/01/2022

**SCALE:**  
NOT TO SCALE

**DRAWING #:**  
**MT-3E**





**polyglass.us**

1111 West Newport Center Drive  
Deerfield Beach, FL 33442  
Technical Service: (866) 794-9659  
technical@polyglass.com

## ALTERNATE WALL/DECK CONCRETE CONTROL JOINT

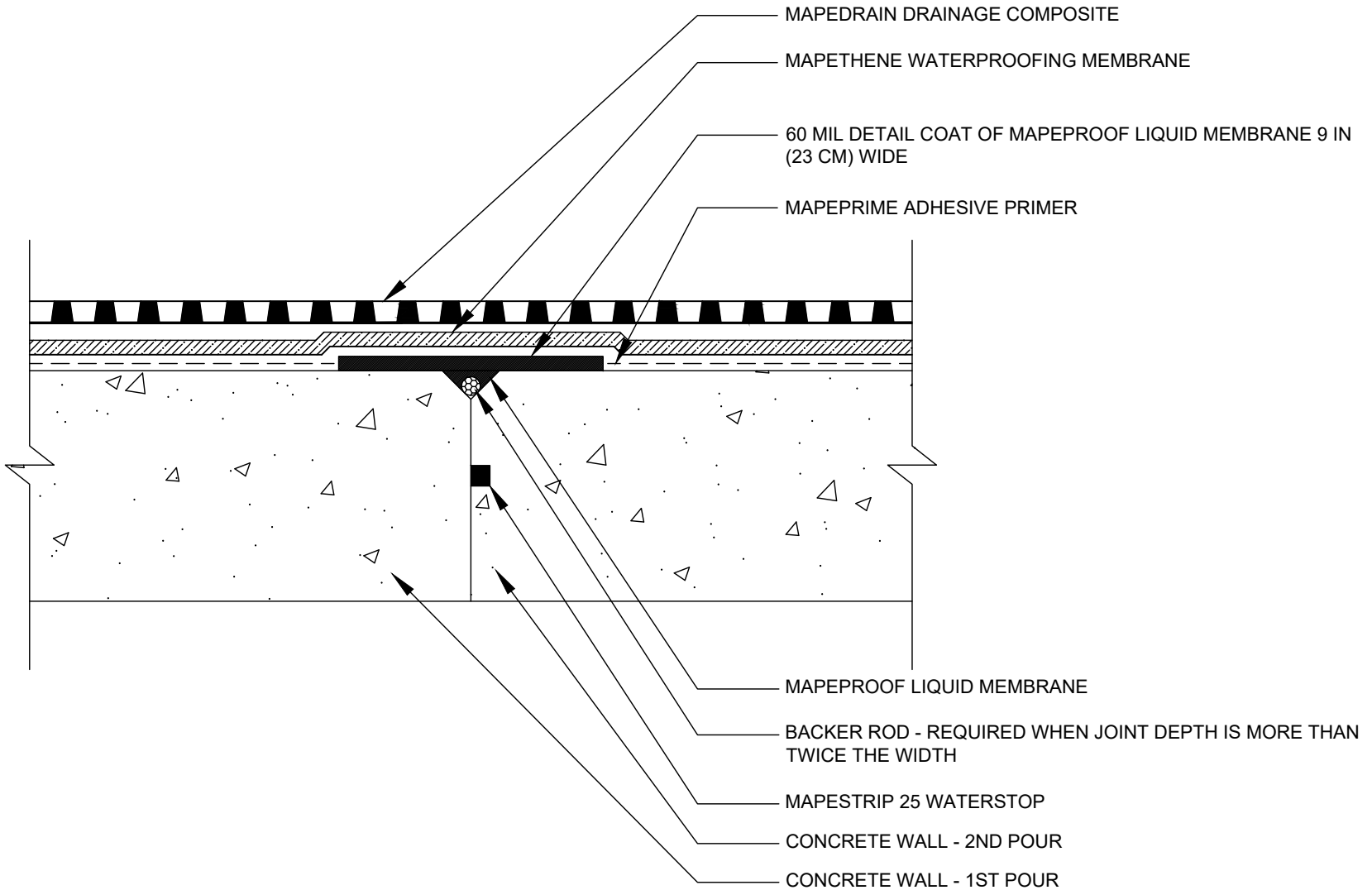
DETAIL IS INTENDED TO BE A GUIDE FOR WATERPROOFING INSTALLATION ONLY.

**SUPERCEDES:**  
00/00/0000

**DATE:**  
02/01/2022

**SCALE:**  
NOT TO SCALE

**DRAWING #:**  
**MT-3F**



**polyglass.us**

1111 West Newport Center Drive  
Deerfield Beach, FL 33442  
Technical Service: (866) 794-9659  
technical@polyglass.com

## ALTERNATE WALL "V" CONTROL JOINT

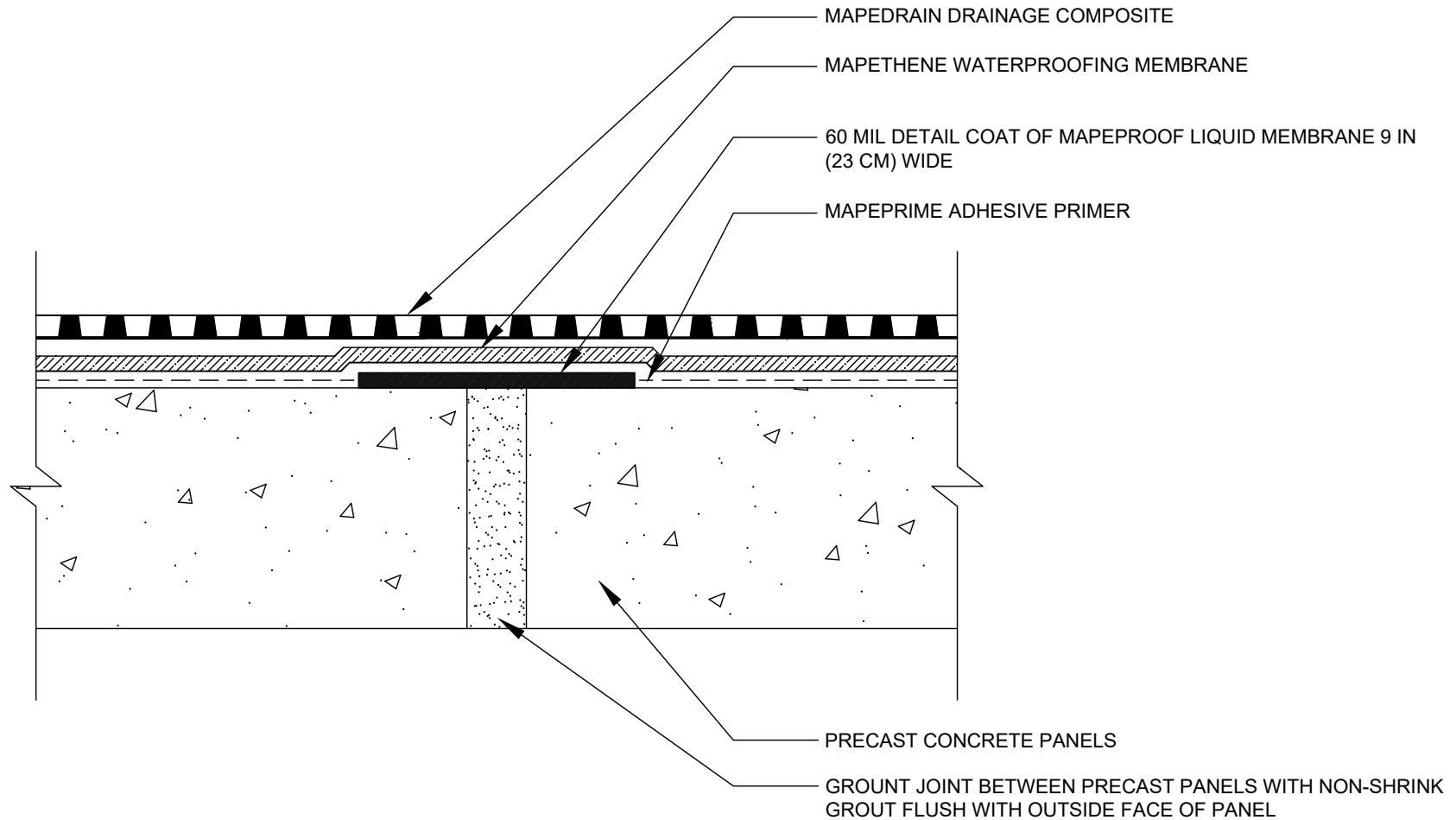
DETAIL IS INTENDED TO BE A GUIDE FOR WATERPROOFING INSTALLATION ONLY.

**SUPERCEDES:**  
00/00/0000

**DATE:**  
02/01/2022

**SCALE:**  
NOT TO SCALE

**DRAWING #:**  
**MT-3G**



**polyglass.us**

1111 West Newport Center Drive  
Deerfield Beach, FL 33442  
Technical Service: (866) 794-9659  
technical@polyglass.com

## ALTERNATE WALL/DECK NON-MOVING GROUTED PRECAST JOINT

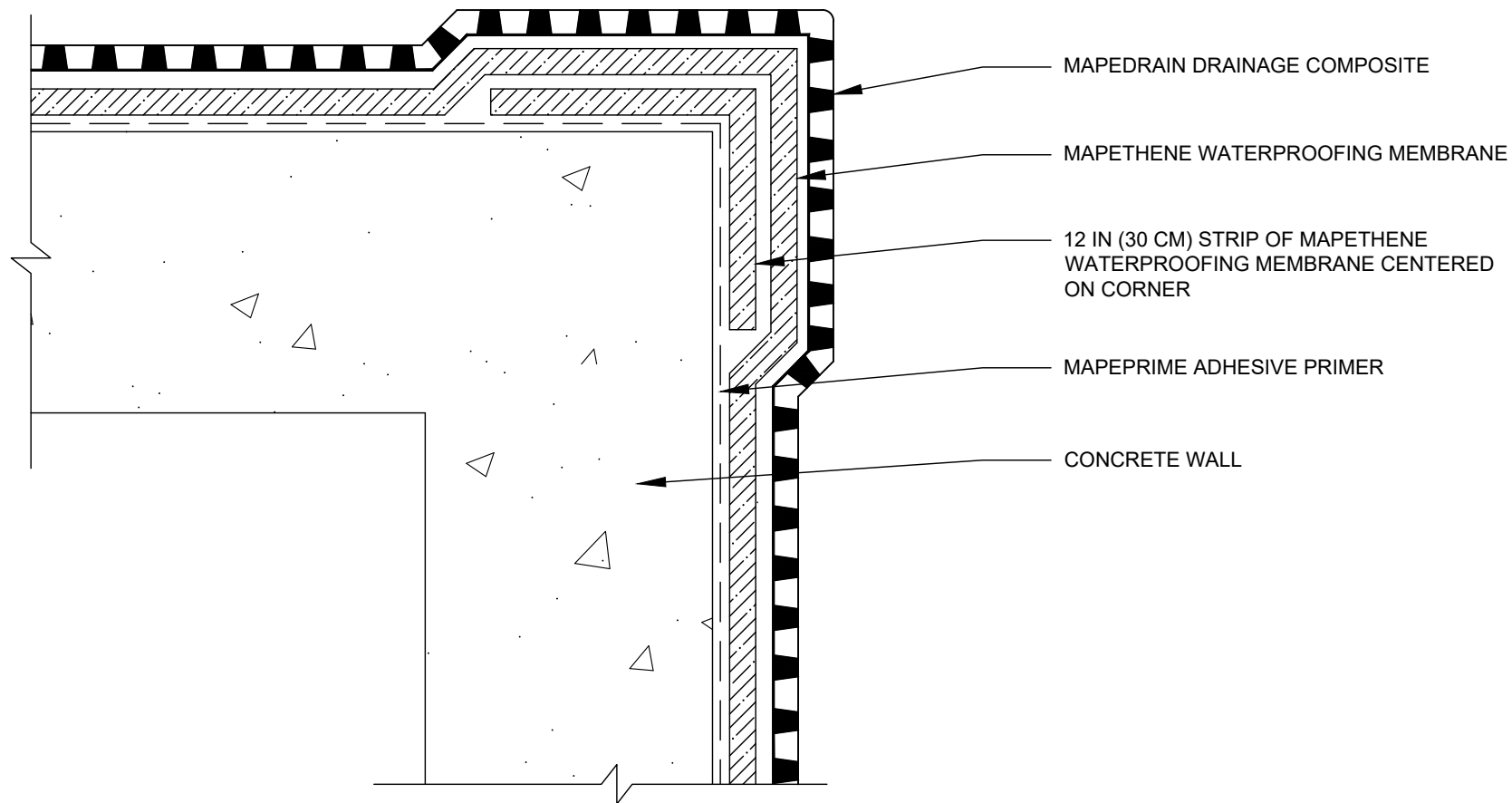
DETAIL IS INTENDED TO BE A GUIDE FOR WATERPROOFING INSTALLATION ONLY.

**SUPERCEDES:**  
00/00/0000

**DATE:**  
02/01/2022

**SCALE:**  
NOT TO SCALE

**DRAWING #:**  
**MT-3H**



PLAN VIEW



**polyglass.us**

1111 West Newport Center Drive  
Deerfield Beach, FL 33442  
Technical Service: (866) 794-9659  
technical@polyglass.com

## WALL OUTSIDE CORNER DETAIL

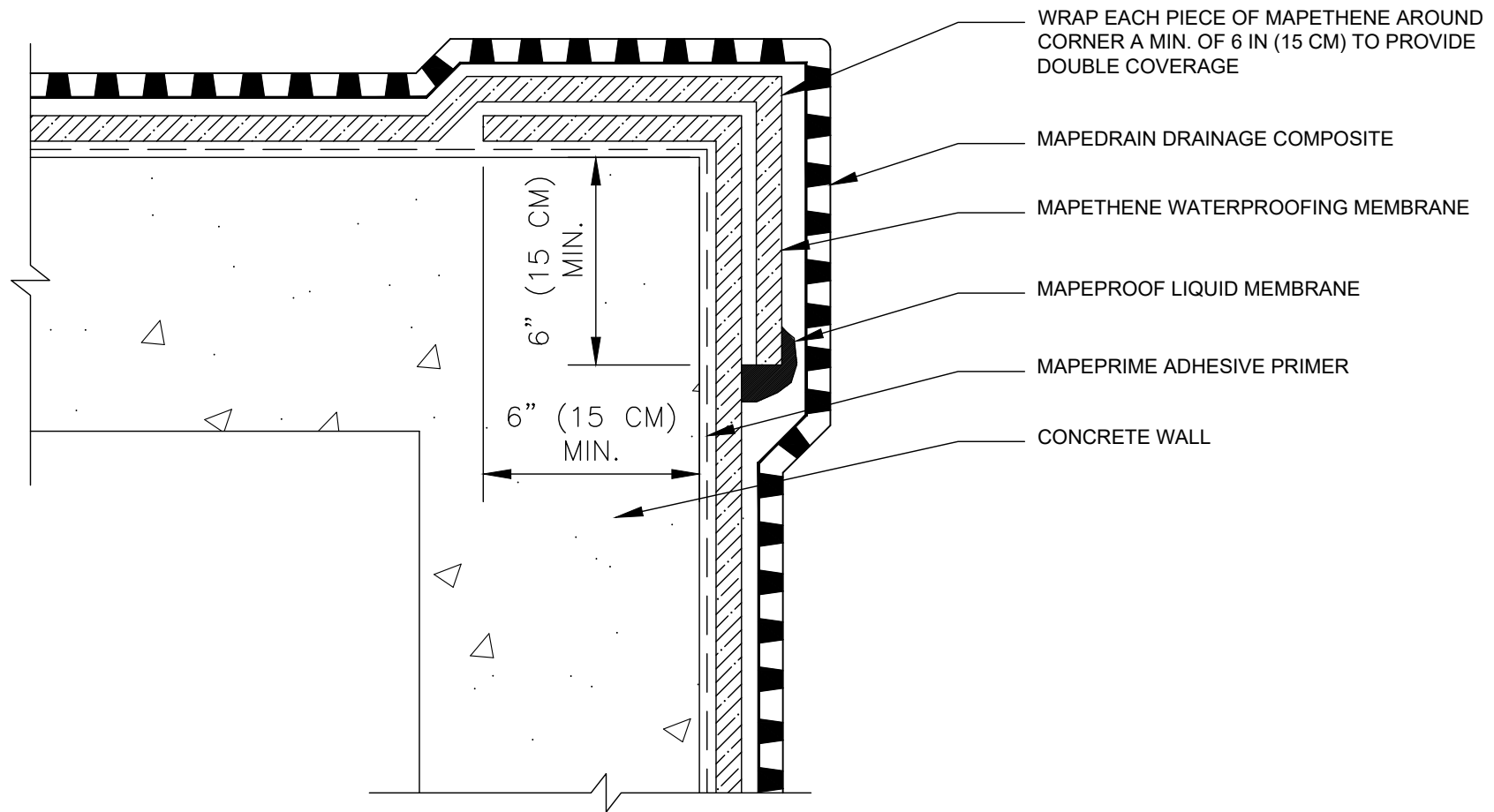
DETAIL IS INTENDED TO BE A GUIDE FOR WATERPROOFING INSTALLATION ONLY.

**SUPERCEDES:**  
00/00/0000

**DATE:**  
02/01/2022

**SCALE:**  
NOT TO SCALE

**DRAWING #:**  
**MT-4A**



**PLAN VIEW**



**polyglass.us**

1111 West Newport Center Drive  
Deerfield Beach, FL 33442  
Technical Service: (866) 794-9659  
technical@polyglass.com

## ALTERNATE WALL OUTSIDE CORNER DETAIL

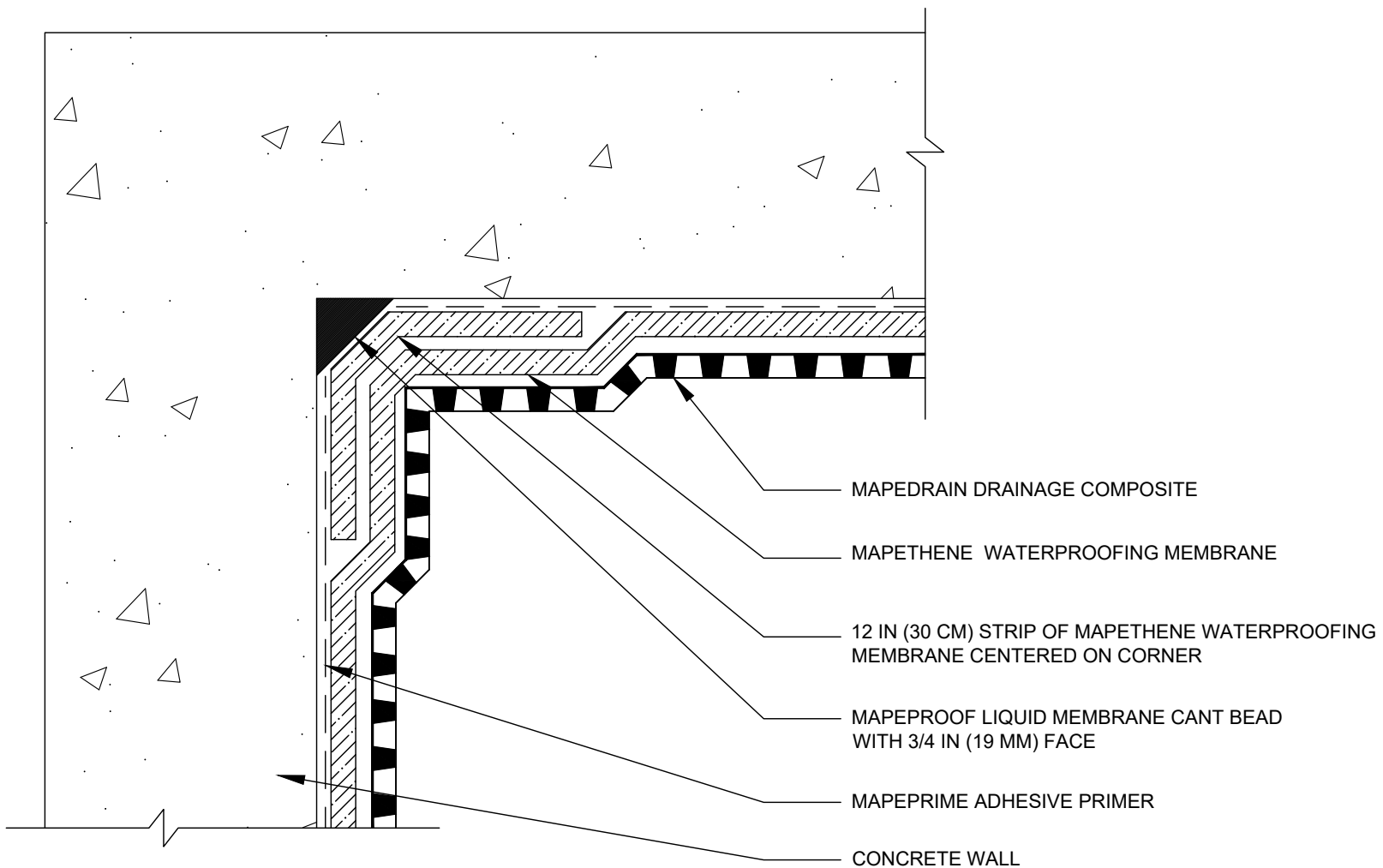
DETAIL IS INTENDED TO BE A GUIDE FOR WATERPROOFING INSTALLATION ONLY.

**SUPERCEDES:**  
00/00/0000

**DATE:**  
02/01/2022

**SCALE:**  
NOT TO SCALE

**DRAWING #:**  
**MT-4B**



**PLAN VIEW**



**polyglass.us**

1111 West Newport Center Drive  
Deerfield Beach, FL 33442  
Technical Service: (866) 794-9659  
technical@polyglass.com

## WALL INSIDE CORNER DETAIL

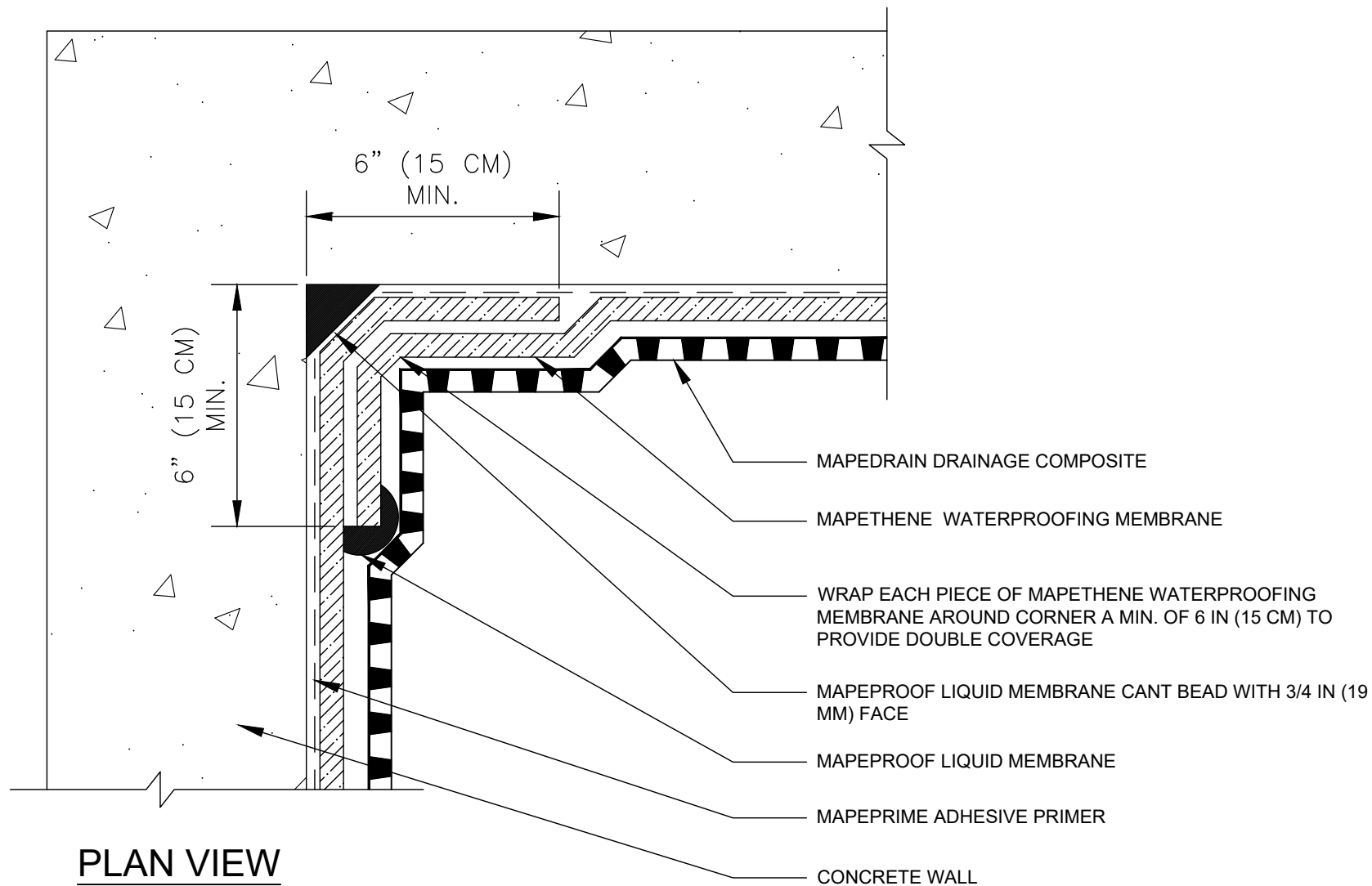
DETAIL IS INTENDED TO BE A GUIDE FOR WATERPROOFING INSTALLATION ONLY.

**SUPERCEDES:**  
00/00/0000

**DATE:**  
02/01/2022

**SCALE:**  
NOT TO SCALE

**DRAWING #:**  
**MT-4C**



**PLAN VIEW**



**polyglass.us**

1111 West Newport Center Drive  
Deerfield Beach, FL 33442  
Technical Service: (866) 794-9659  
technical@polyglass.com

## ALTERNATE WALL INSIDE CORNER DETAIL

DETAIL IS INTENDED TO BE A GUIDE FOR WATERPROOFING INSTALLATION ONLY.

**SUPERCEDES:**

00/00/0000

**DATE:**

02/01/2022

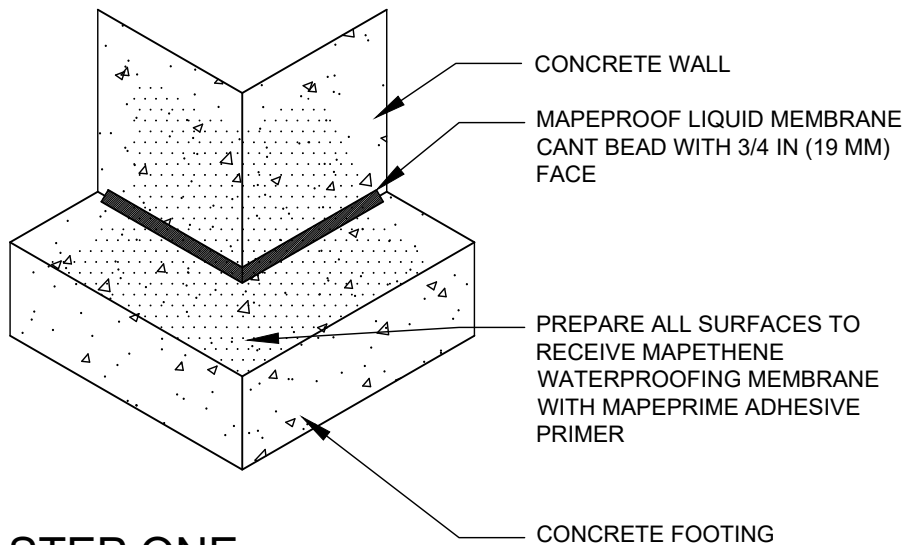
**SCALE:**

NOT TO SCALE

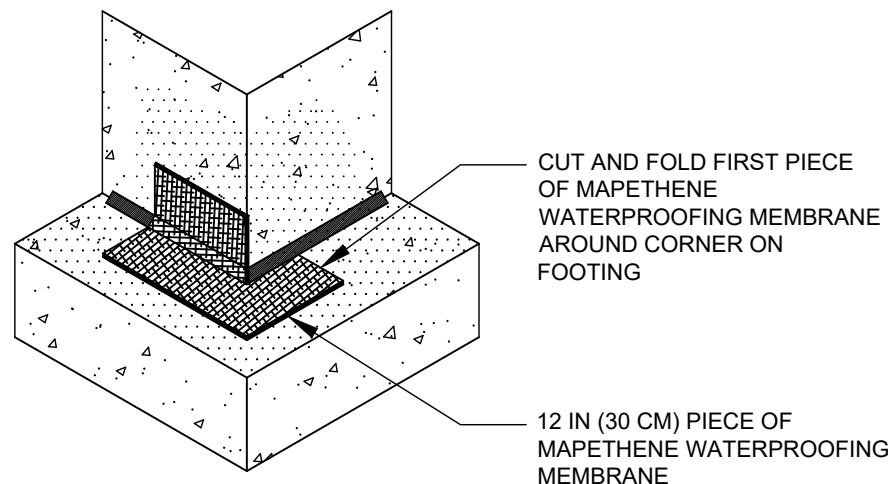
**DRAWING #:**

**MT-4D**

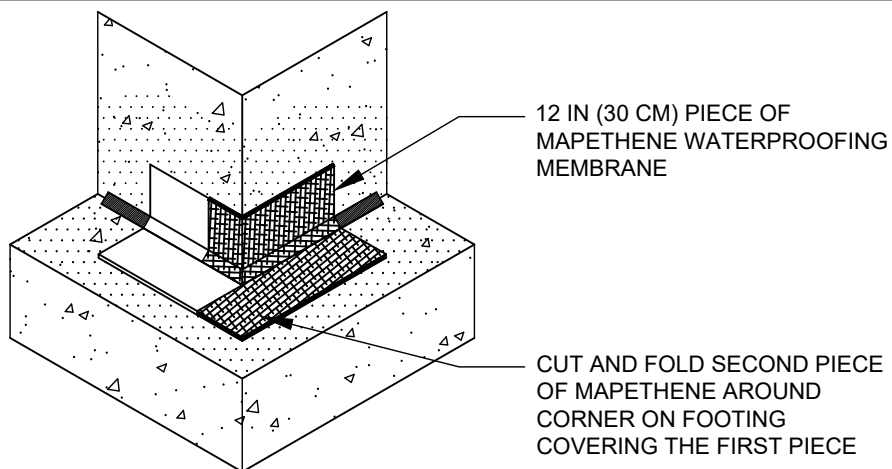




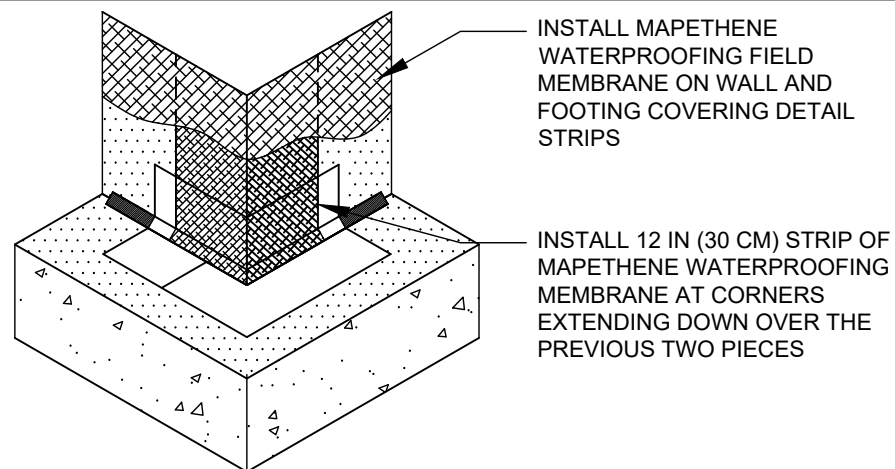
## STEP ONE



## STEP TWO



## STEP THREE



## STEP FOUR



[polyglass.us](http://polyglass.us)

1111 West Newport Center Drive  
Deerfield Beach, FL 33442  
Technical Service: (866) 794-9659  
[technical@polyglass.com](mailto:technical@polyglass.com)

# WALL/FOOTING OUTSIDE CORNER DETAIL

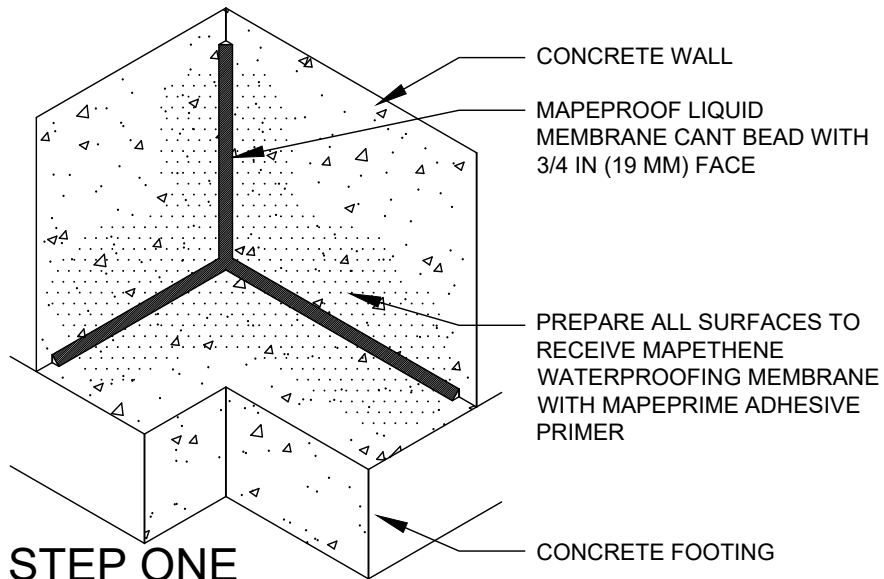
DETAIL IS INTENDED TO BE A GUIDE FOR WATERPROOFING INSTALLATION ONLY.

**SUPERCEDES:**  
00/00/0000

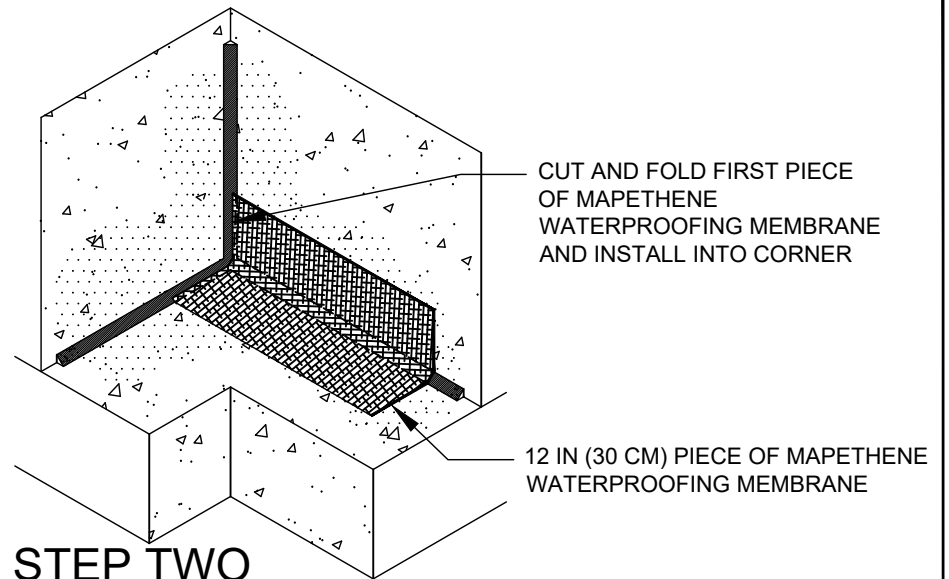
**DATE:**  
02/01/2022

**SCALE:**  
NOT TO SCALE

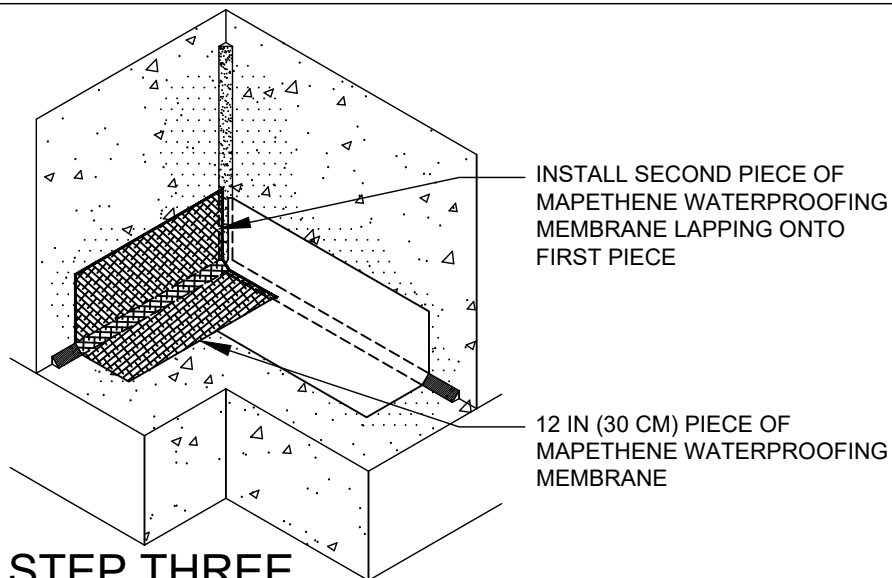
**DRAWING #:**  
**MT-4E**



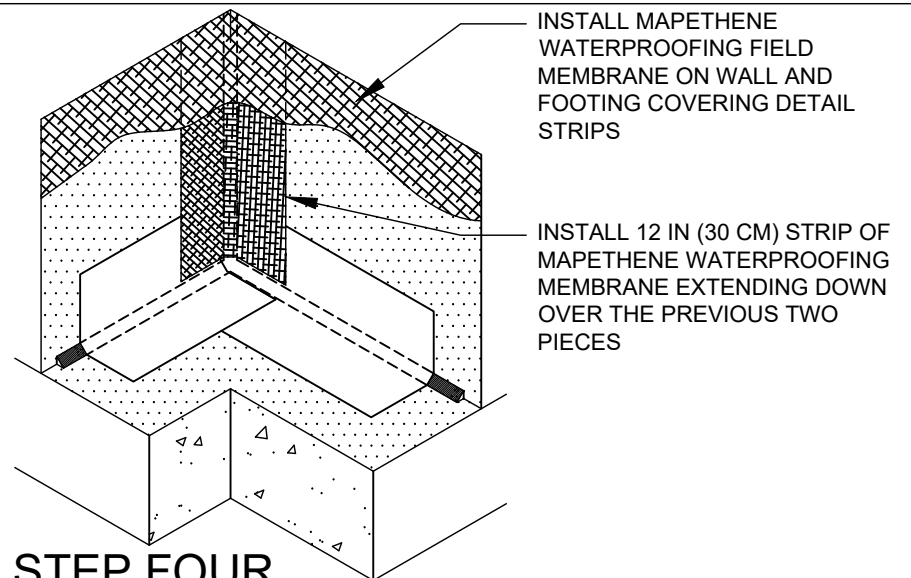
## STEP ONE



## STEP TWO



## STEP THREE



## STEP FOUR



[polyglass.us](http://polyglass.us)

1111 West Newport Center Drive  
Deerfield Beach, FL 33442  
Technical Service: (866) 794-9659  
[technical@polyglass.com](mailto:technical@polyglass.com)

# WALL/FOOTING INSIDE CORNER DETAIL

DETAIL IS INTENDED TO BE A GUIDE FOR WATERPROOFING INSTALLATION ONLY.

**SUPERCEDES:**

00/00/0000

**DATE:**

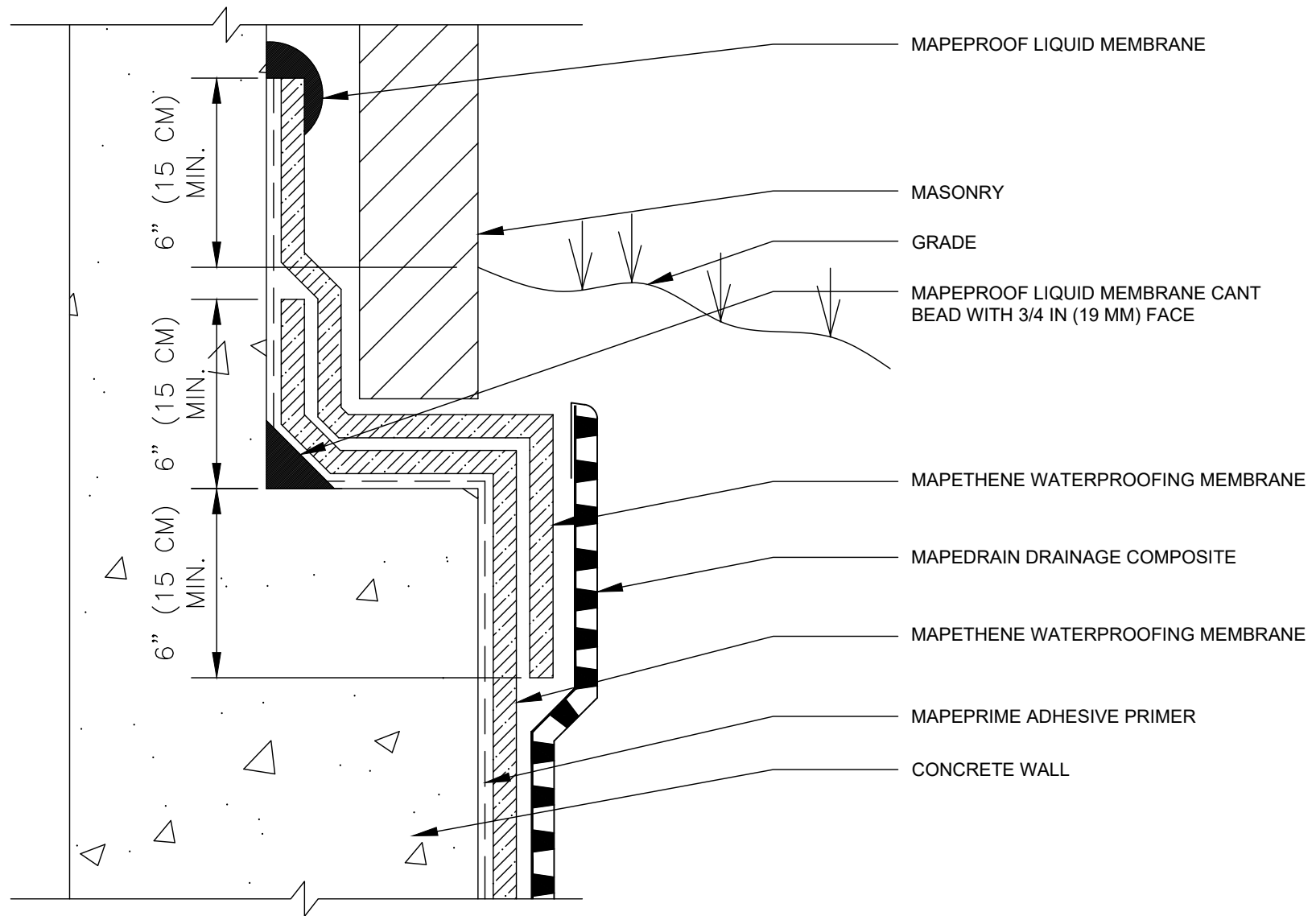
02/01/2022

**SCALE:**

NOT TO SCALE

**DRAWING #:**

**MT-4F**



**polyglass.us**

1111 West Newport Center Drive  
Deerfield Beach, FL 33442  
Technical Service: (866) 794-9659  
technical@polyglass.com

## BRICK LEDGE

DETAIL IS INTENDED TO BE A GUIDE FOR WATERPROOFING INSTALLATION ONLY.

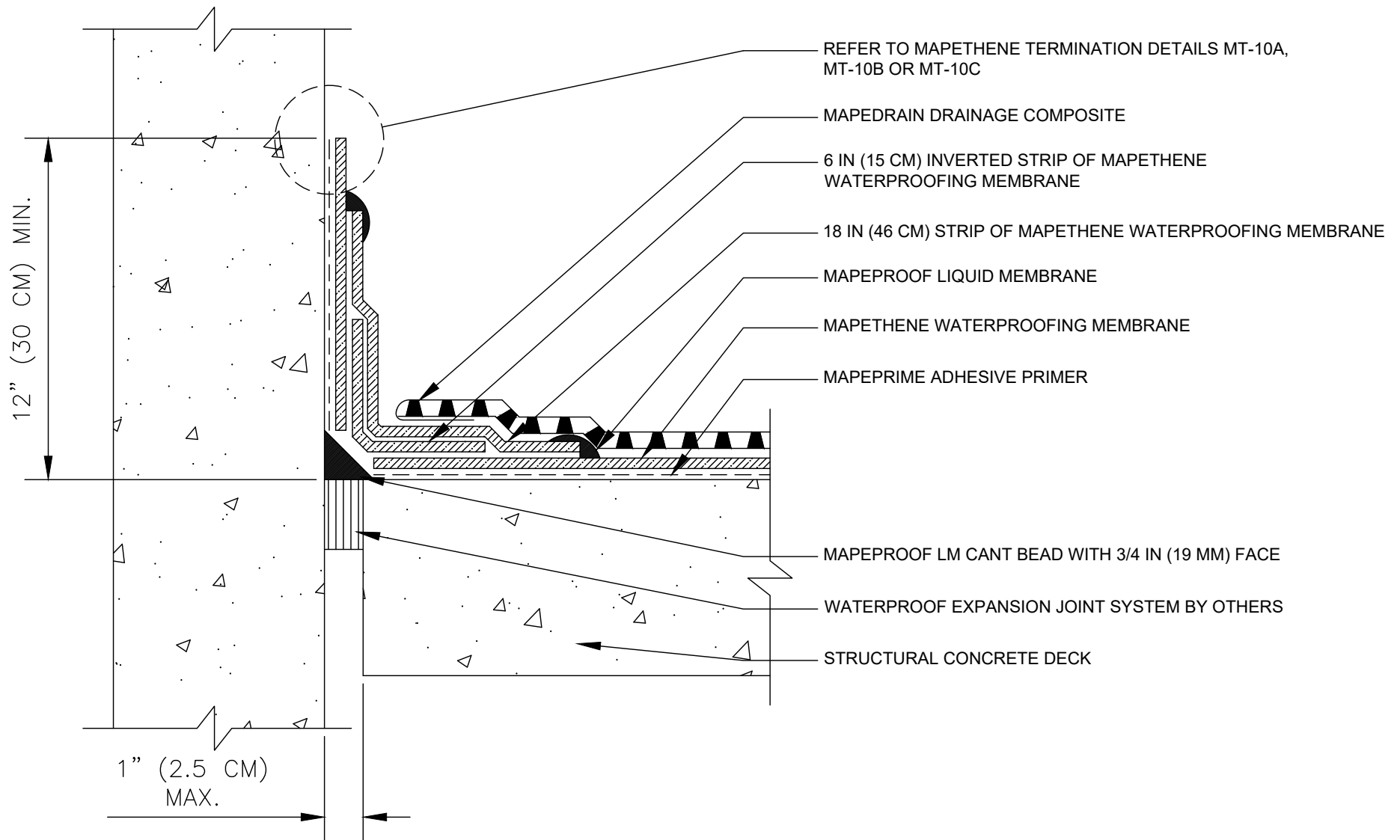
**SUPERCEDES:**  
00/00/0000

**DATE:**  
02/01/2022

**SCALE:**  
NOT TO SCALE

**DRAWING #:**  
**MT-5A**





**polyglass.us**

1111 West Newport Center Drive  
Deerfield Beach, FL 33442  
Technical Service: (866) 794-9659  
technical@polyglass.com

## WALL TO DECK 1" (2.5 CM) OR LESS EXPANSION JOINT

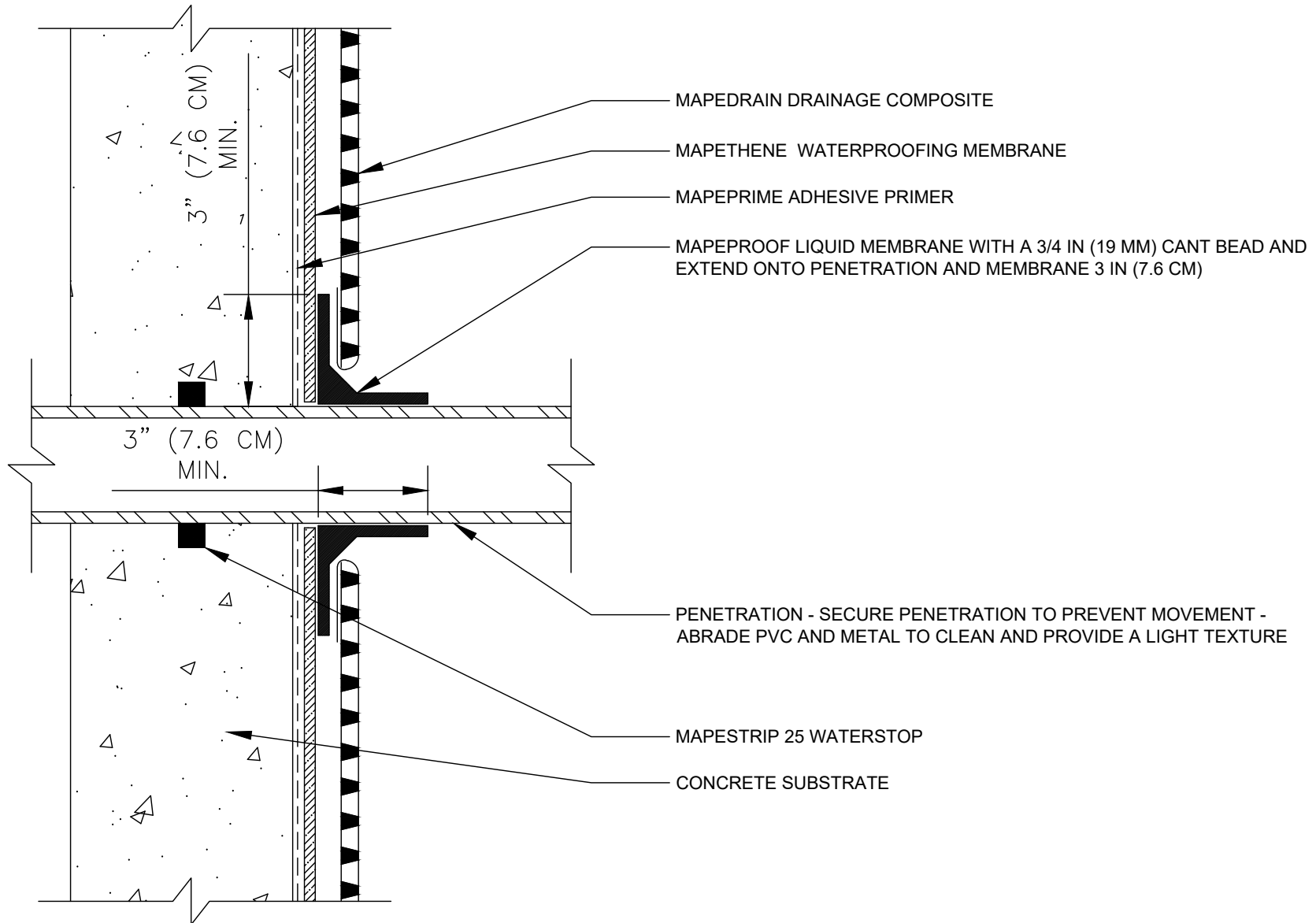
DETAIL IS INTENDED TO BE A GUIDE FOR WATERPROOFING INSTALLATION ONLY.

**SUPERCEDES:**  
00/00/0000

**DATE:**  
02/01/2022

**SCALE:**  
NOT TO SCALE

**DRAWING #:**  
**MT-6B**



**polyglass.us**

1111 West Newport Center Drive  
Deerfield Beach, FL 33442  
Technical Service: (866) 794-9659  
technical@polyglass.com

## WALL PENETRATION

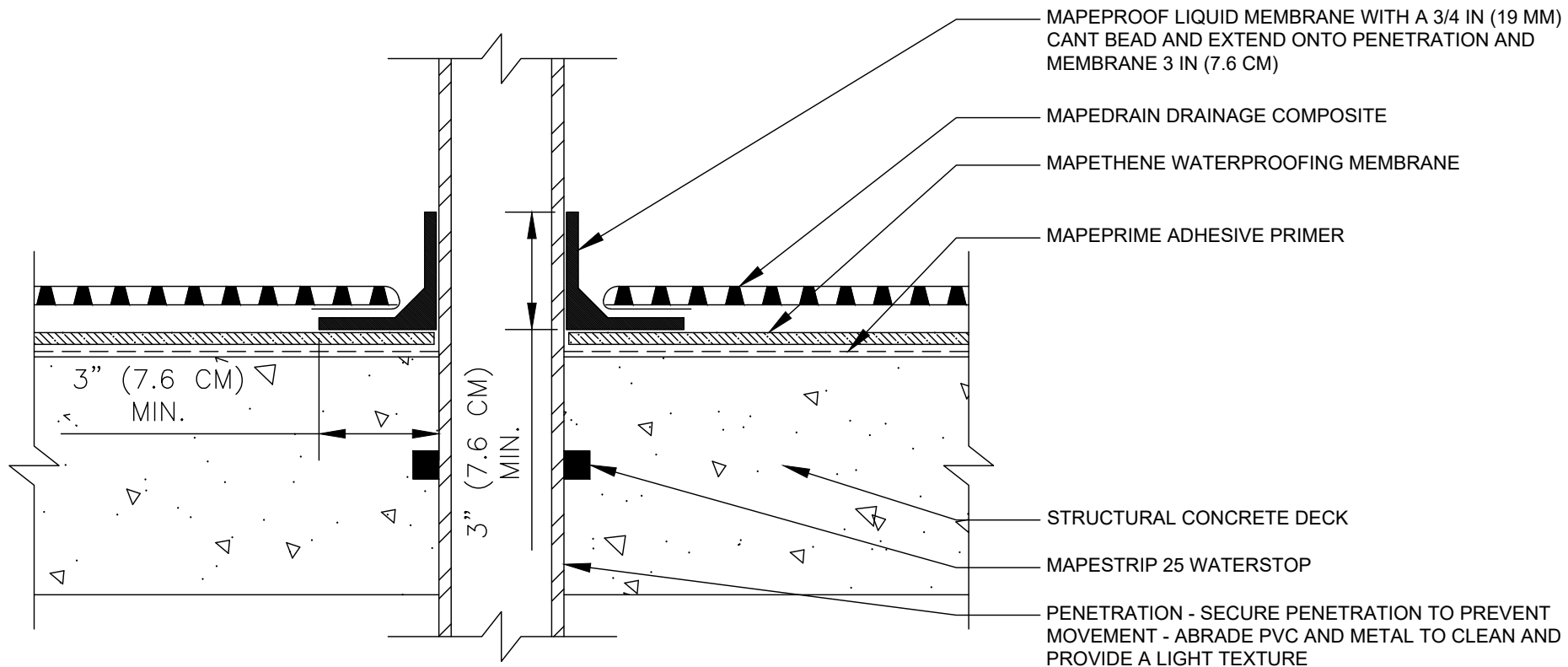
DETAIL IS INTENDED TO BE A GUIDE FOR WATERPROOFING INSTALLATION ONLY.

**SUPERCEDES:**  
00/00/0000

**DATE:**  
02/01/2022

**SCALE:**  
NOT TO SCALE

**DRAWING #:**  
**MT-7A**



**polyglass.us**

1111 West Newport Center Drive  
Deerfield Beach, FL 33442  
Technical Service: (866) 794-9659  
technical@polyglass.com

## DECK PENETRATION

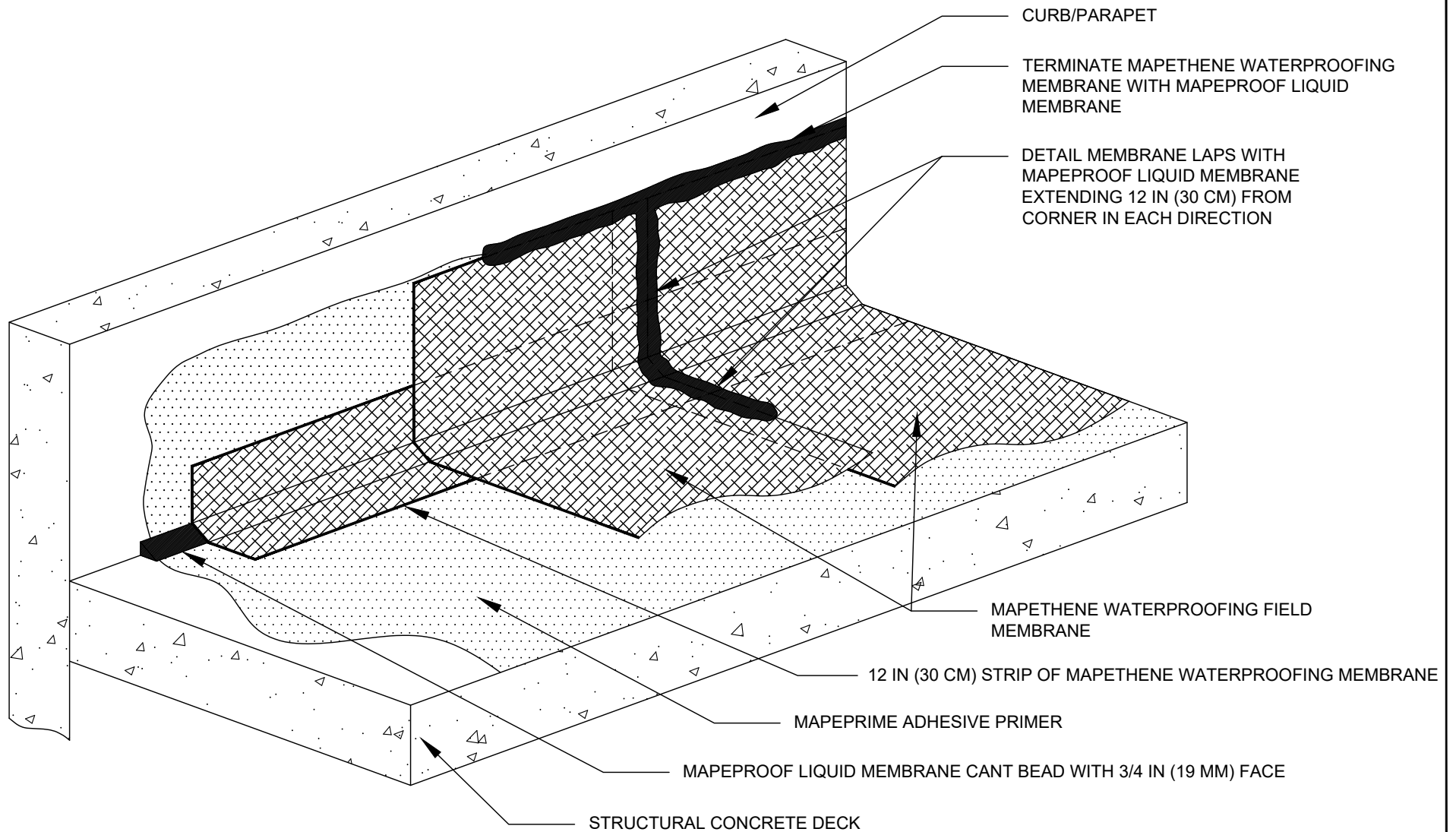
DETAIL IS INTENDED TO BE A GUIDE FOR WATERPROOFING INSTALLATION ONLY.

**SUPERCEDES:**  
00/00/0000

**DATE:**  
02/01/2022

**SCALE:**  
NOT TO SCALE

**DRAWING #:**  
**MT-7B**



**polyglass.us**

1111 West Newport Center Drive  
Deerfield Beach, FL 33442  
Technical Service: (866) 794-9659  
technical@polyglass.com

## FLASHING AT DECK TO CURB/PARAPET - ISOMETRIC

DETAIL IS INTENDED TO BE A GUIDE FOR WATERPROOFING INSTALLATION ONLY.

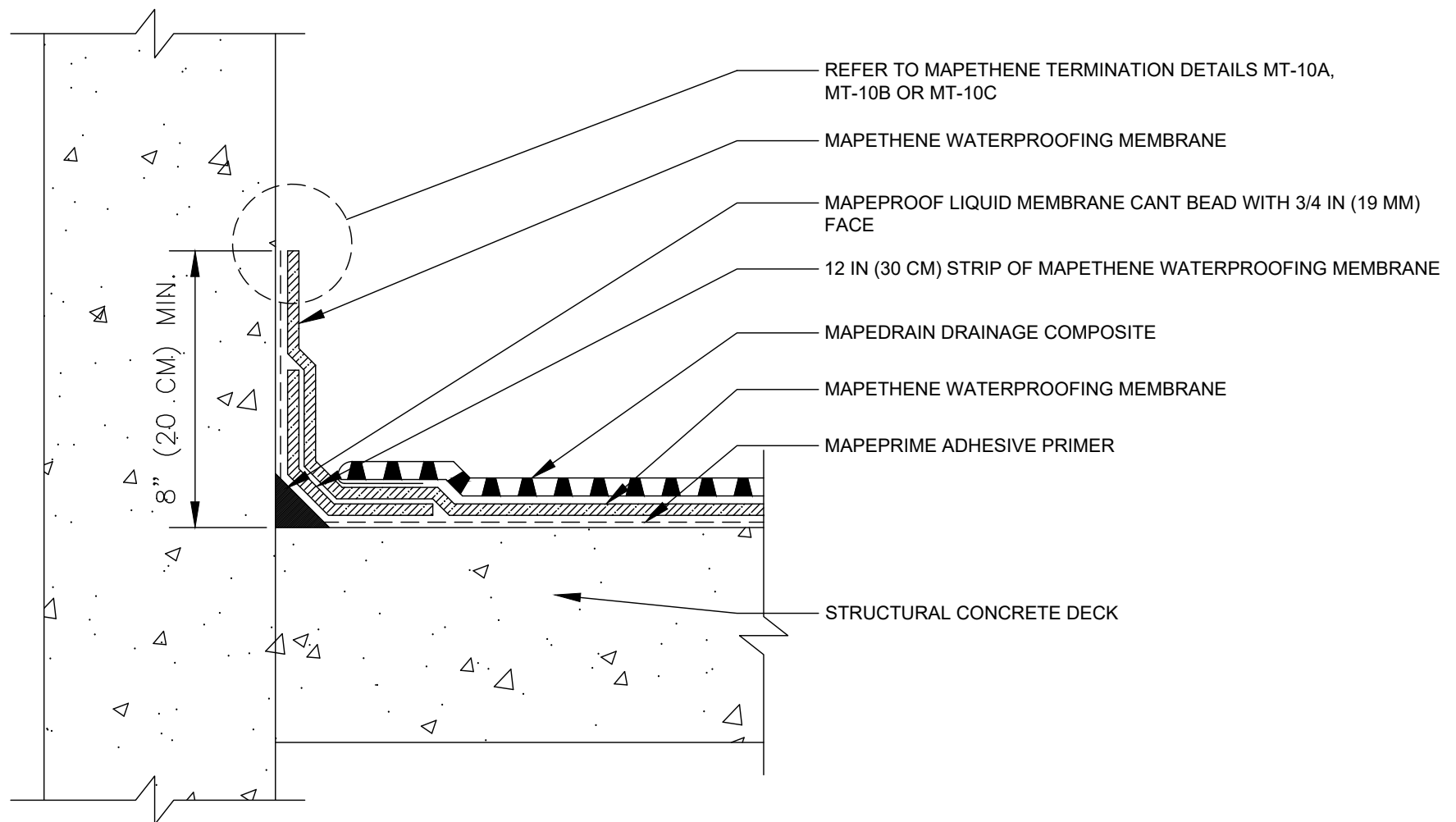
**SUPERCEDES:**  
00/00/0000

**DATE:**  
02/01/2022

**SCALE:**  
NOT TO SCALE

**DRAWING #:**  
**MT-8A**





**polyglass.us**

1111 West Newport Center Drive  
Deerfield Beach, FL 33442  
Technical Service: (866) 794-9659  
technical@polyglass.com

## FLASHING AT DECK TO CURB/PARAPET SECTION VIEW

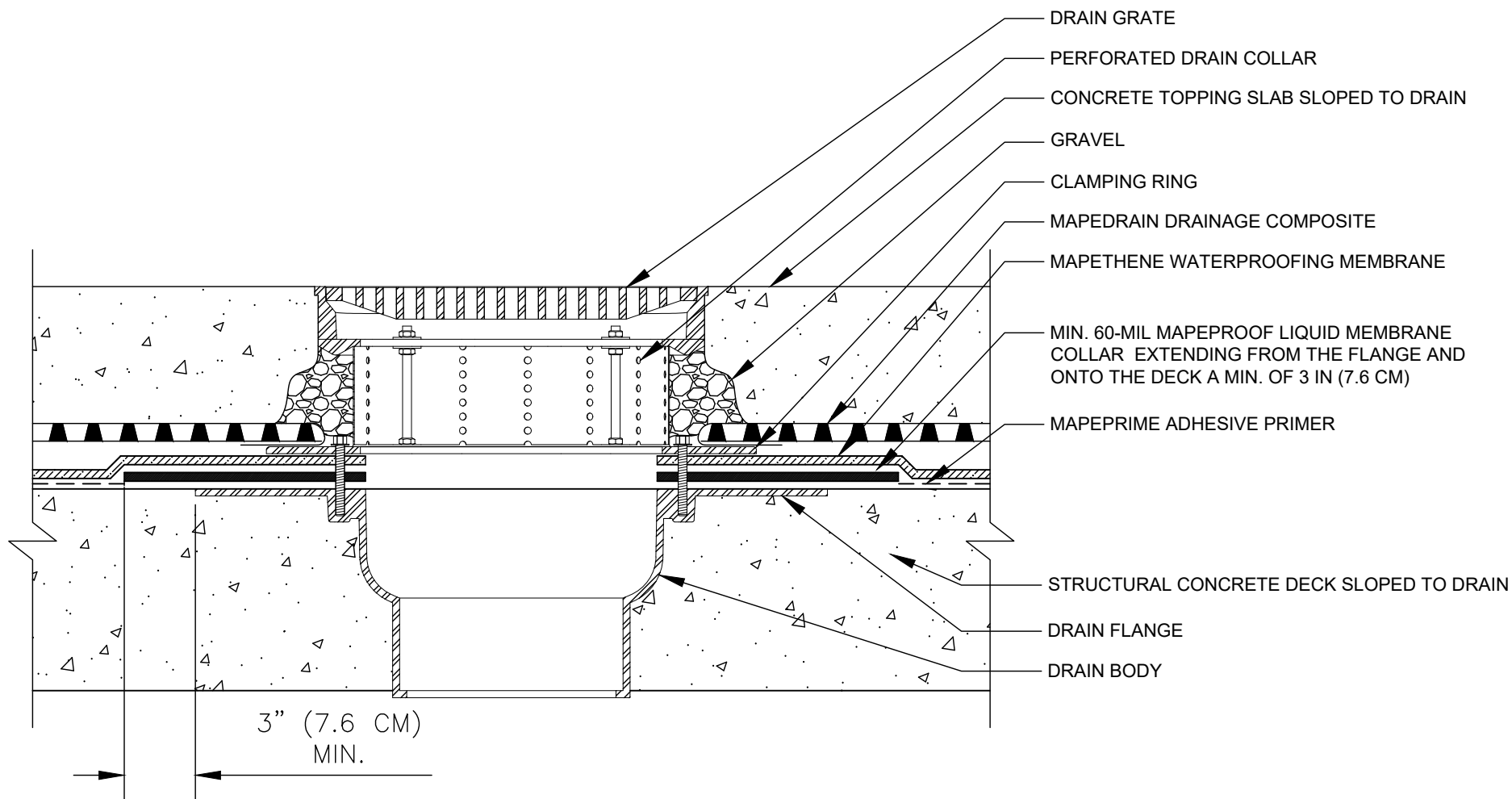
DETAIL IS INTENDED TO BE A GUIDE FOR WATERPROOFING INSTALLATION ONLY.

**SUPERCEDES:**  
00/00/0000

**DATE:**  
02/01/2022

**SCALE:**  
NOT TO SCALE

**DRAWING #:**  
**MT-8B**



**polyglass.us**

1111 West Newport Center Drive  
Deerfield Beach, FL 33442  
Technical Service: (866) 794-9659  
technical@polyglass.com

## PLAZA DECK DRAIN

DETAIL IS INTENDED TO BE A GUIDE FOR WATERPROOFING INSTALLATION ONLY.

**SUPERCEDES:**

00/00/0000

**DATE:**

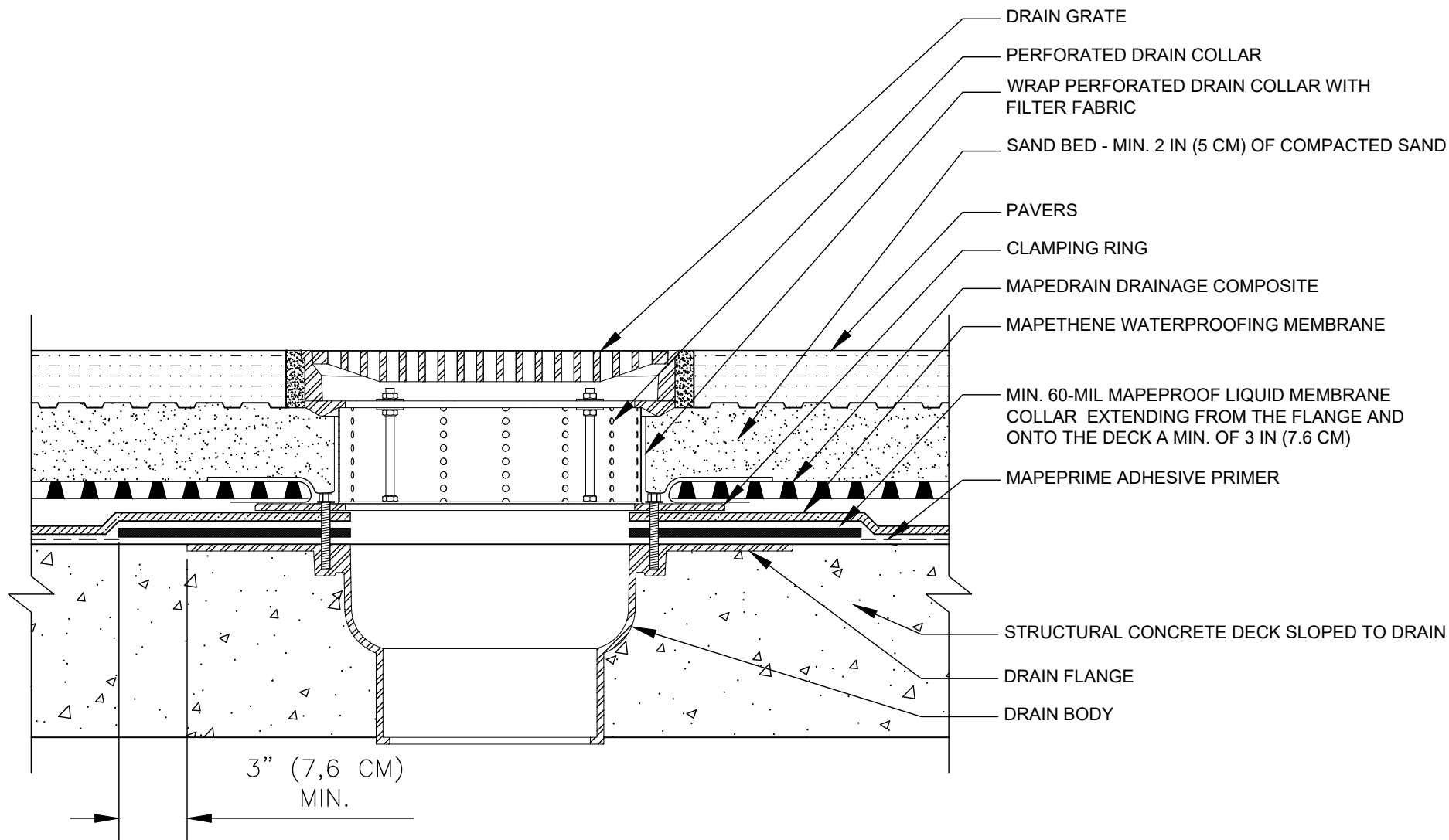
02/01/2022

**SCALE:**

NOT TO SCALE

**DRAWING #:**

**MT-9A**



**polyglass.us**

1111 West Newport Center Drive  
Deerfield Beach, FL 33442  
Technical Service: (866) 794-9659  
technical@polyglass.com

## PLAZA DECK DRAIN WITH SAND SET PAVERS

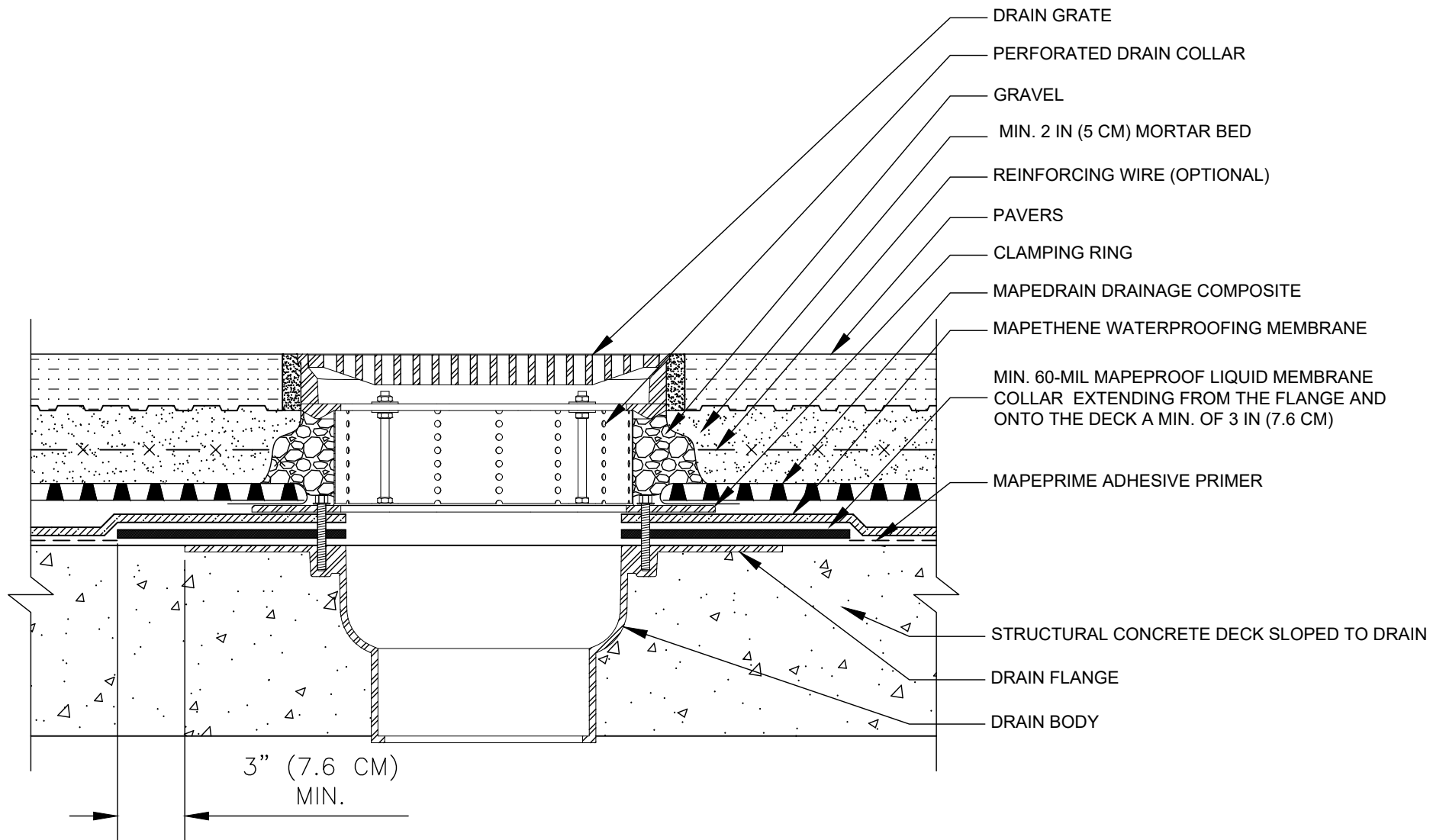
DETAIL IS INTENDED TO BE A GUIDE FOR WATERPROOFING INSTALLATION ONLY.

**SUPERCEDES:**  
00/00/0000

**DATE:**  
02/01/2022

**SCALE:**  
NOT TO SCALE

**DRAWING #:**  
**MT-9B**



- DRAIN GRATE
- PERFORATED DRAIN COLLAR
- GRAVEL
- MIN. 2 IN (5 CM) MORTAR BED
- REINFORCING WIRE (OPTIONAL)
- PAVERS
- CLAMPING RING
- MAPEDRAIN DRAINAGE COMPOSITE
- MAPETHENE WATERPROOFING MEMBRANE
- MIN. 60-MIL MAPEPROOF LIQUID MEMBRANE COLLAR EXTENDING FROM THE FLANGE AND ONTO THE DECK A MIN. OF 3 IN (7.6 CM)
- MAPEPRIME ADHESIVE PRIMER
- STRUCTURAL CONCRETE DECK SLOPED TO DRAIN
- DRAIN FLANGE
- DRAIN BODY

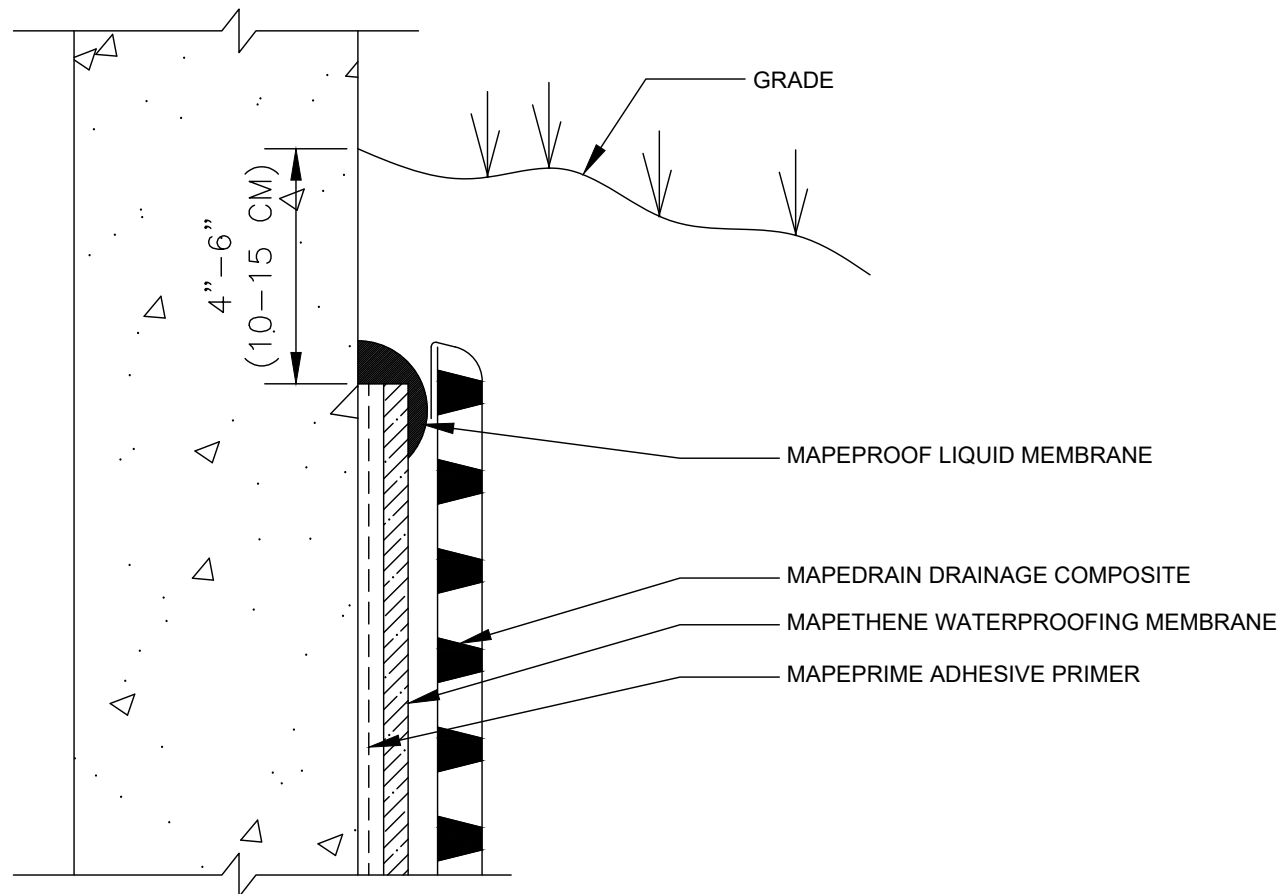


**polyglass.us**  
 1111 West Newport Center Drive  
 Deerfield Beach, FL 33442  
 Technical Service: (866) 794-9659  
 technical@polyglass.com

# PLAZA DECK DRAIN WITH PAVERS & MORTAR BED

DETAIL IS INTENDED TO BE A GUIDE FOR WATERPROOFING INSTALLATION ONLY.

<b>SUPERCEDES:</b>	00/00/0000
<b>DATE:</b>	02/01/2022
<b>SCALE:</b>	NOT TO SCALE
<b>DRAWING #:</b>	MT-9C



**NOTES:**

1. TERMINATE MAPETHENE WATERPROOFING MEMBRANE AND MAPEDRAIN DRAINAGE COMPOSITE APPROXIMATELY 4-6 IN (10-15 CM) BELOW FINAL GRADE.
2. IF MAPETHENE WATERPROOFING MEMBRANE EXTENDS ABOVE FINAL GRADE, IT MUST BE PROTECTED WITH METAL COUNTER FLASHING.



**polyglass.us**

1111 West Newport Center Drive  
Deerfield Beach, FL 33442  
Technical Service: (866) 794-9659  
technical@polyglass.com

## VERTICAL TERMINATION

DETAIL IS INTENDED TO BE A GUIDE FOR WATERPROOFING INSTALLATION ONLY.

**SUPERCEDES:**

00/00/0000

**DATE:**

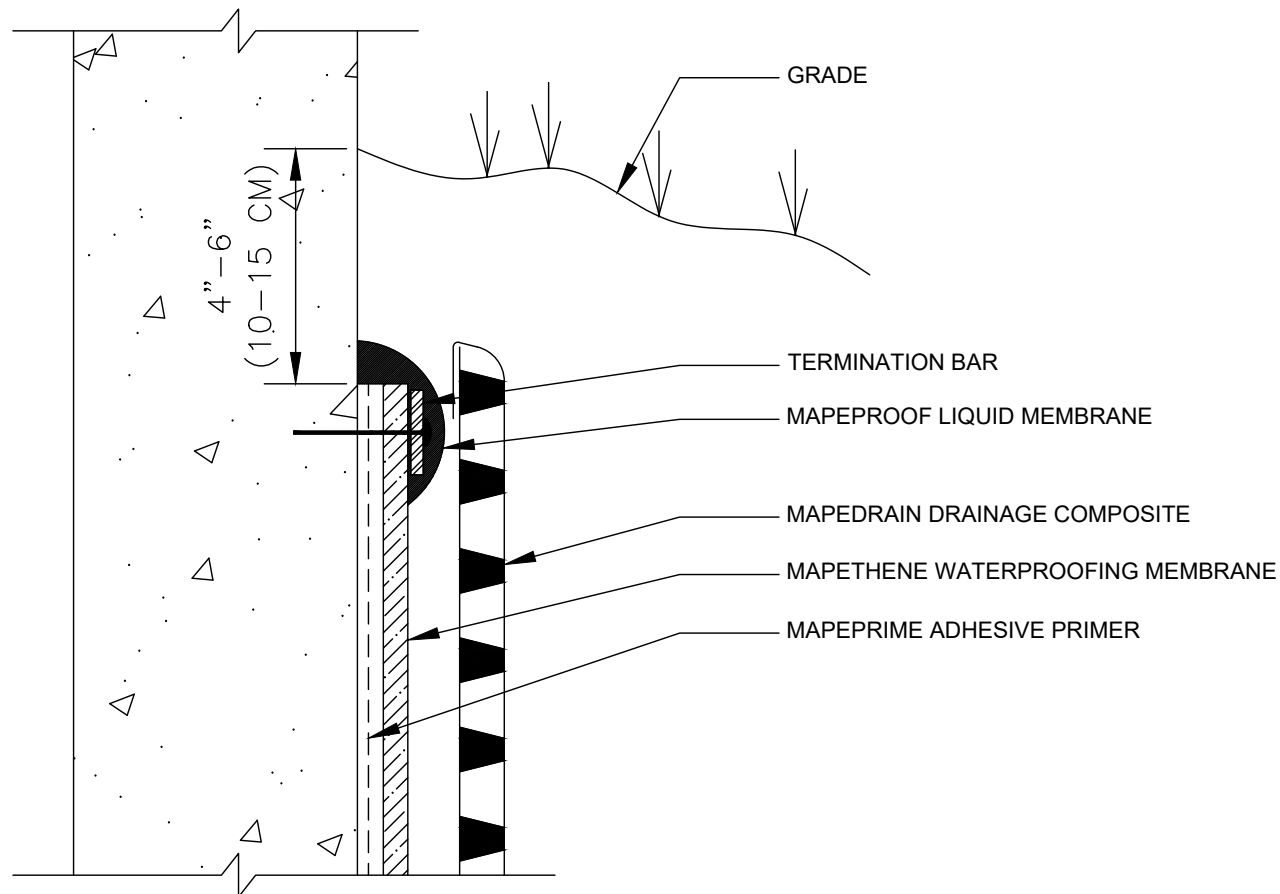
02/01/2022

**SCALE:**

NOT TO SCALE

**DRAWING #:**

**MT-10A**



**NOTES:**

1. TERMINATE MAPETHENE WATERPROOFING MEMBRANE AND MAPEDRAIN DRAINAGE COMPOSITE APPROXIMATELY 4-6 IN (10-15 CM) BELOW FINAL GRADE.
2. IF MAPETHENE WATERPROOFING MEMBRANE EXTENDS ABOVE FINAL GRADE, IT MUST BE PROTECTED WITH METAL COUNTER FLASHING.
3. TERMINATION BAR REQUIRED ON CMU



**polyglass.us**

1111 West Newport Center Drive  
Deerfield Beach, FL 33442  
Technical Service: (866) 794-9659  
technical@polyglass.com

## VERTICAL TERMINATION WITH TERMINATION BAR

DETAIL IS INTENDED TO BE A GUIDE FOR WATERPROOFING INSTALLATION ONLY.

**SUPERCEDES:**

00/00/0000

**DATE:**

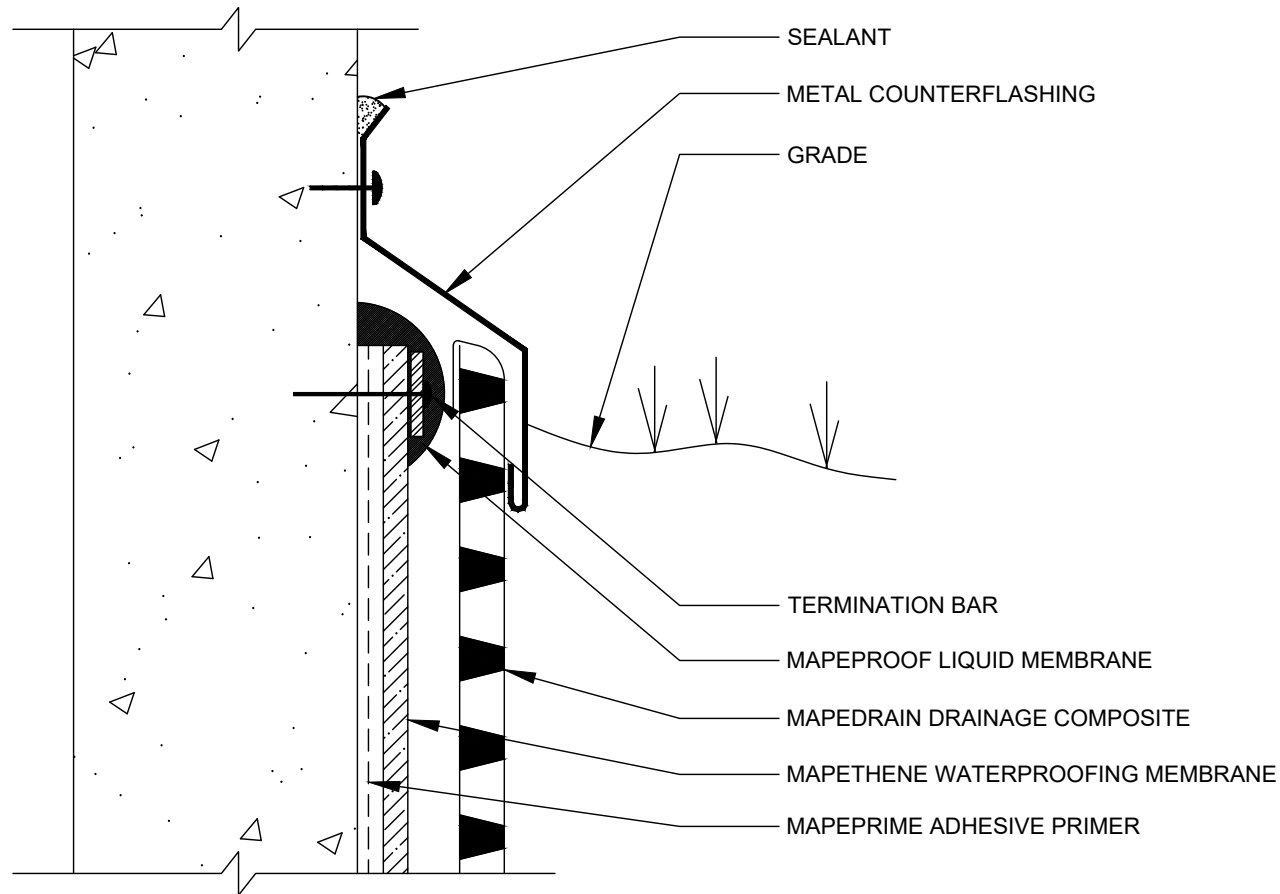
02/01/2022

**SCALE:**

NOT TO SCALE

**DRAWING #:**

**MT-10B**



**NOTES:**

IF MAPETHENE WATERPROOFING MEMBRANE EXTENDS ABOVE FINAL GRADE, IT MUST BE PROTECTED WITH METAL COUNTER FLASHING.



**polyglass.us**

1111 West Newport Center Drive  
Deerfield Beach, FL 33442  
Technical Service: (866) 794-9659  
technical@polyglass.com

## VERTICAL TERMINATION WITH TERMINATION BAR & COUNTER FLASHING

DETAIL IS INTENDED TO BE A GUIDE FOR WATERPROOFING INSTALLATION ONLY.

**SUPERCEDES:**

00/00/0000

**DATE:**

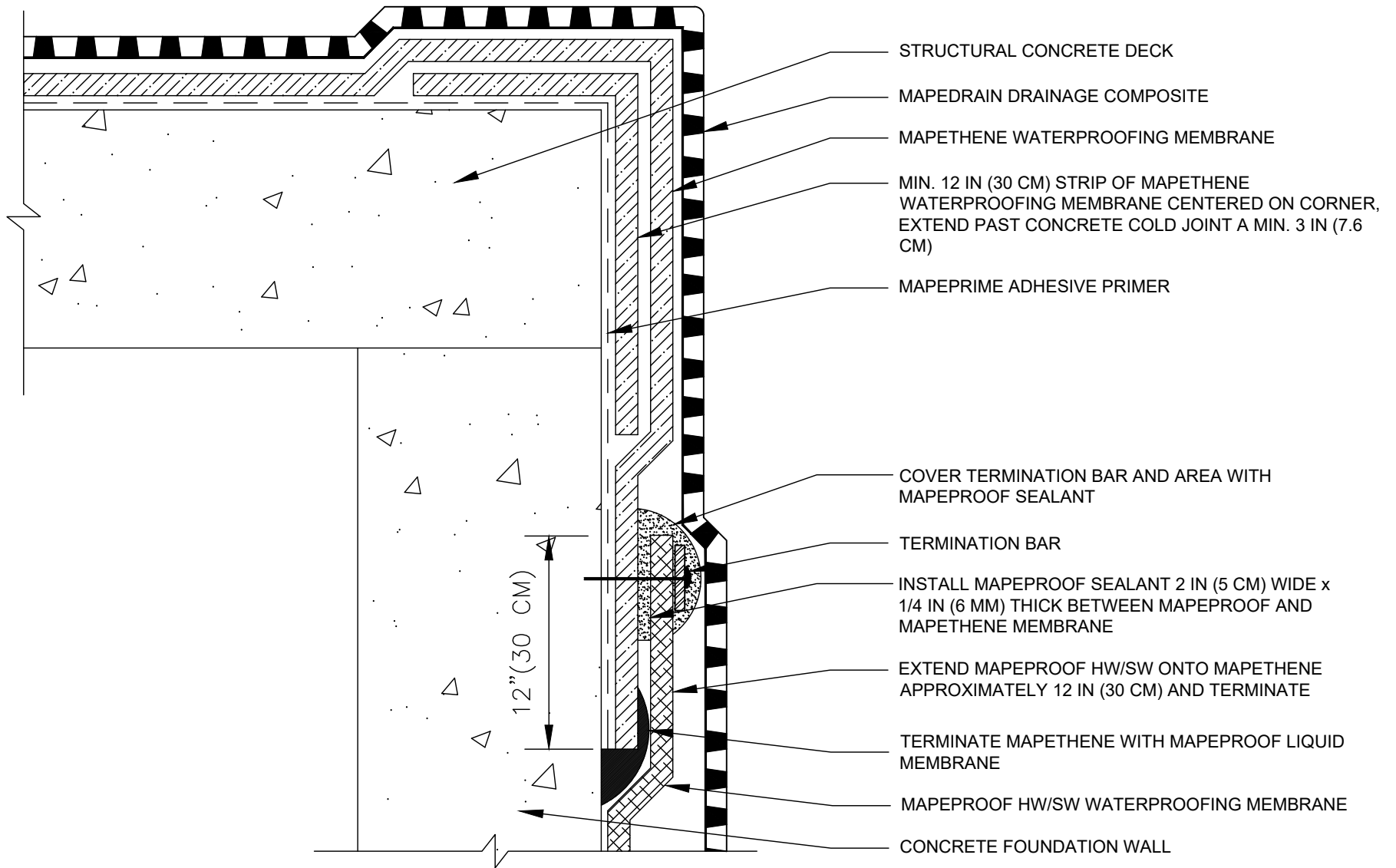
02/01/2022

**SCALE:**

NOT TO SCALE

**DRAWING #:**

**MT-10C**



**polyglass.us**

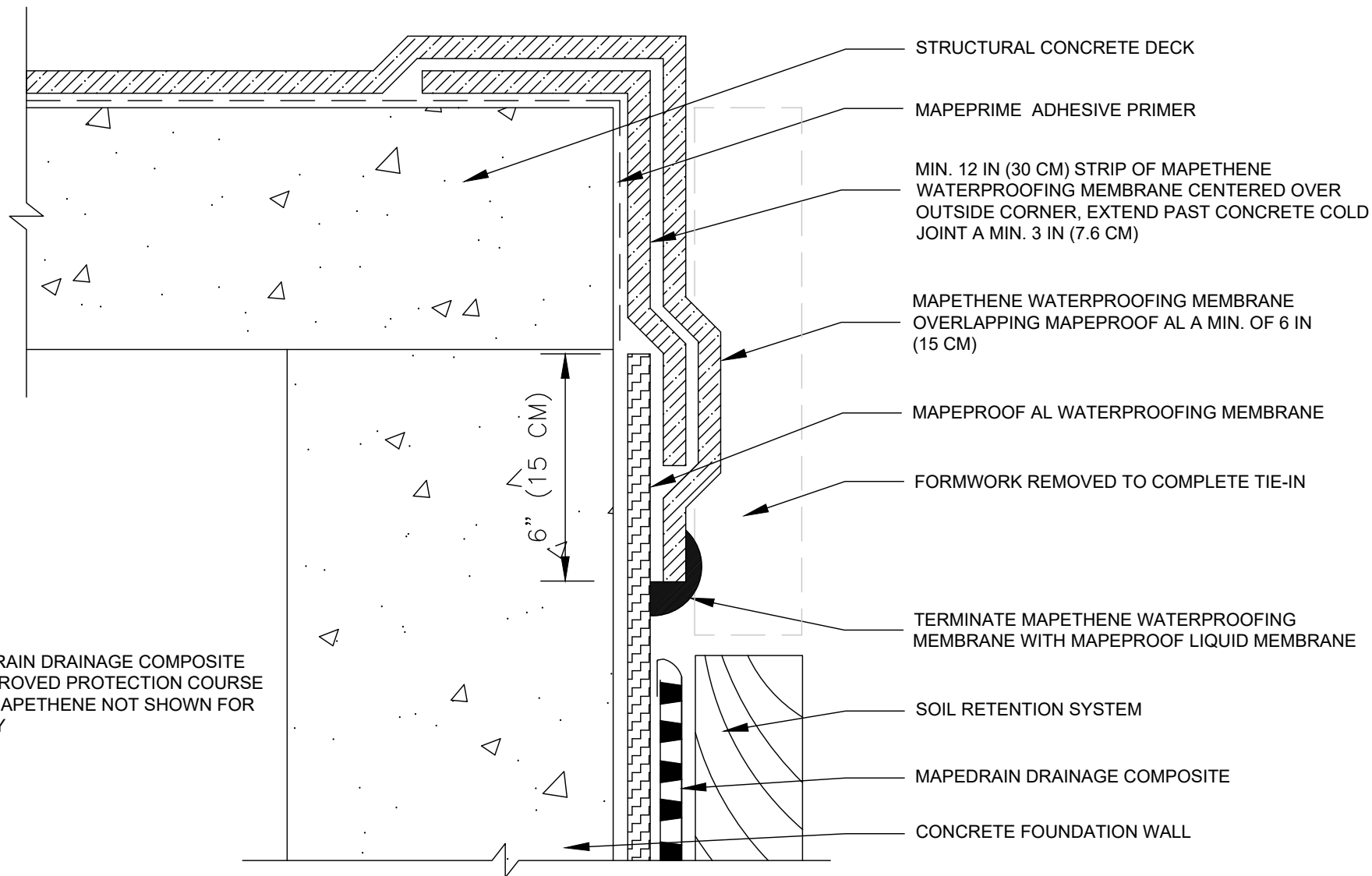
1111 West Newport Center Drive  
Deerfield Beach, FL 33442  
Technical Service: (866) 794-9659  
technical@polyglass.com

## DECK/FOUNDATION WALL MAPETHENE/MAPEPROOF HW/SW TIE-IN

DETAIL IS INTENDED TO BE A GUIDE FOR WATERPROOFING INSTALLATION ONLY.

<b>SUPERCEDES:</b>	00/00/0000
<b>DATE:</b>	02/01/2022
<b>SCALE:</b>	NOT TO SCALE
<b>DRAWING #:</b>	<b>MT-11A</b>





**NOTES**  
 MAPEDRAIN DRAINAGE COMPOSITE  
 OR APPROVED PROTECTION COURSE  
 OVER MAPETHENE NOT SHOWN FOR  
 CLARITY



**polyglass.us**

1111 West Newport Center Drive  
 Deerfield Beach, FL 33442  
 Technical Service: (866) 794-9659  
 technical@polyglass.com

## DECK/FOUNDATION WALL MAPETHENE TO MAPEPROOF AL TIE-IN

DETAIL IS INTENDED TO BE A GUIDE FOR WATERPROOFING INSTALLATION ONLY.

**SUPERCEDES:**  
00/00/0000

**DATE:**  
02/01/2022

**SCALE:**  
NOT TO SCALE

**DRAWING #:**  
**MT-11B**