

Title:

**Mechanically Attached Base Ply Fastening Pattern - 6" O.C.**

Number:

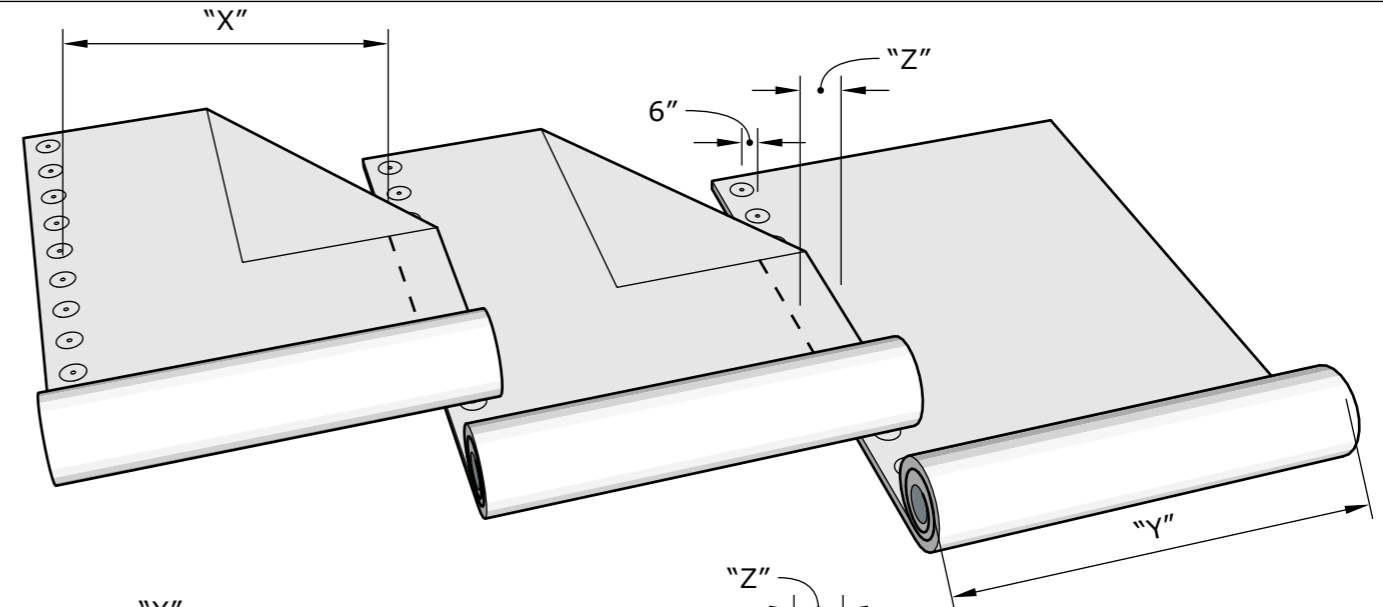
**PG-BASE-003**

Revised:

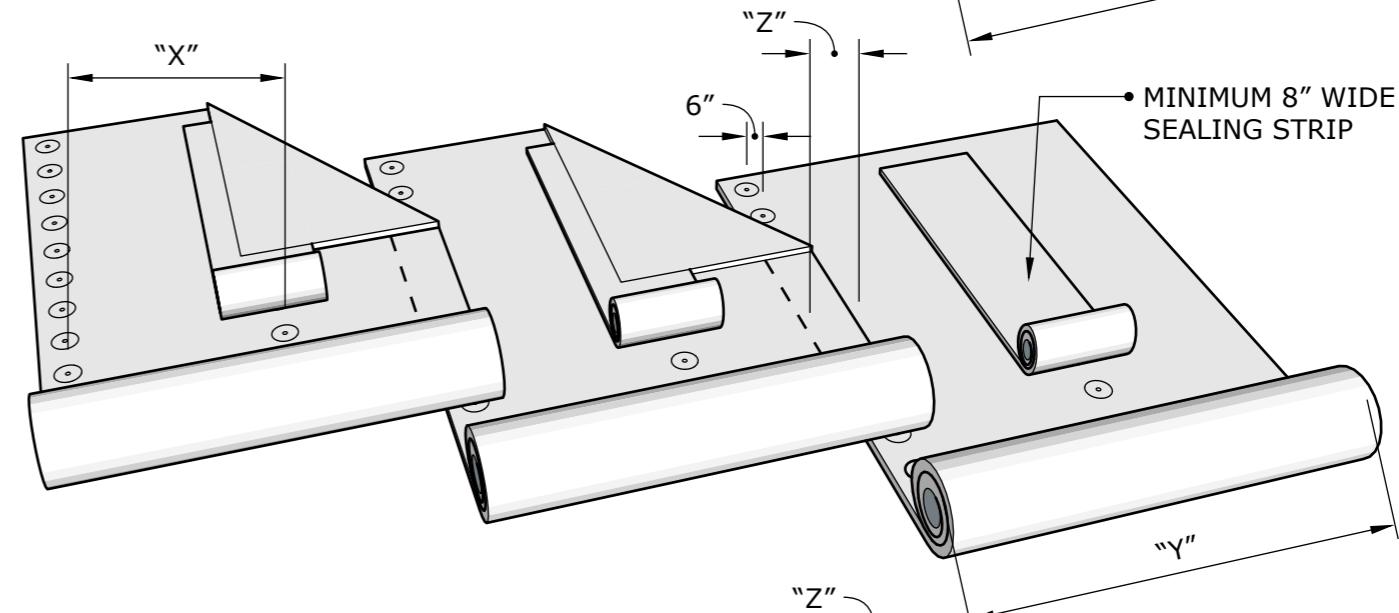
**December 2019**

Notes:

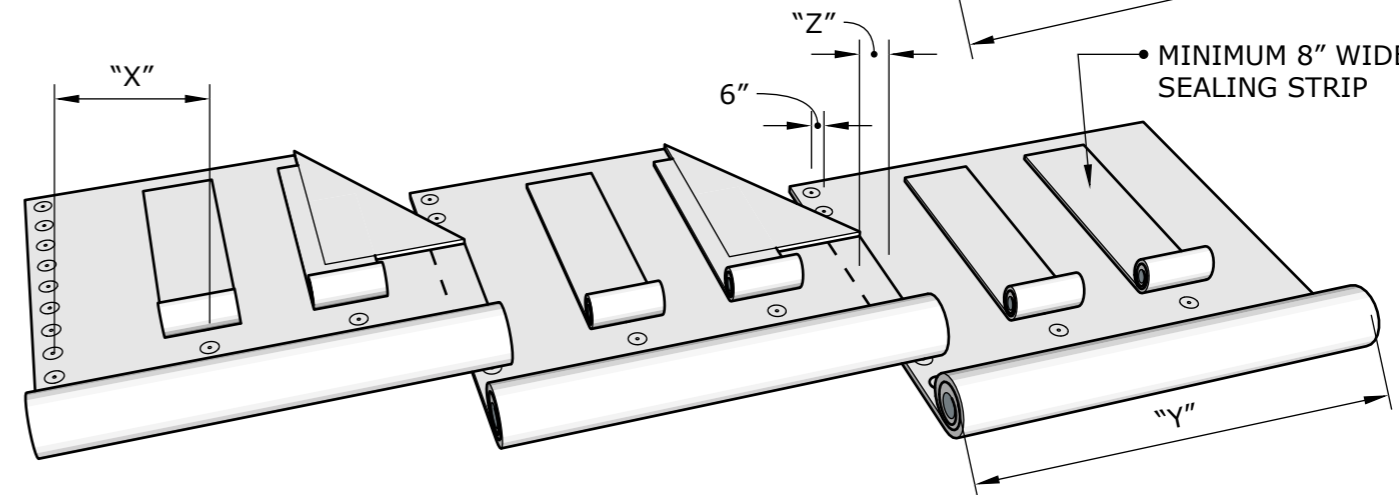
- ZONE 1**
- ONE (1) ROW WITHIN THE CENTER OF THE SIDE LAPS SPACED AT 6" O.C.



- ZONE 2**
- NOMINAL 60% OF FIELD ROW SPACING
  - ONE (1) ROW WITHIN THE CENTER OF THE SIDE LAPS SPACED AT 6" O.C.
  - ONE (1) INTERMEDIATE ROW, WITH FASTENERS SPACED 6" O.C. AND STAGGERED



- ZONE 3**
- NOMINAL 40% OF FIELD ROW SPACING
  - ONE (1) ROW WITHIN THE CENTER OF THE SIDE LAPS SPACED AT 6" O.C.
  - TWO (2) INTERMEDIATE ROWS, WITH FASTENERS SPACED 6" O.C. AND STAGGERED



Roll Width (Y)	Lap Width (Z)	Zone	Pattern	Row Spacing (X)	Fasteners Per Square
39 in (1m)	4 in	1	6	35 in	69
		2	6, 6	17.5 in	138
		3	6, 6, 6	11.67 in	206
39 in (1m)	5 in	1	6	34 in	71
		2	6, 6	17 in	142
		3	6, 6, 6	11.33 in	212
39 in (1m)	6 in	1	6	33 in	73
		2	6, 6	16.5 in	146
		3	6, 6, 6	11 in	219